

manfrottoplus

more from us for you

ISSUE NUMBER 2 JUNE 1999



● Ball Heads ● 3419 Micro Positioning Plate ● 510 Fluid Head ● Super Clamp

Play Proball


perfect precision with the 468/469 series

These outstanding ball heads provide exact control no matter how long the lens or how heavy the camera. Strictly for the professional game.

The Teflon-lubricated extra-large aluminium ball gives smooth-as-silk movement and superbly engineered twin controls provide easy fingertip positioning and locking.

First, a calibrated friction control lets you pre-set the tension to balance the camera weight for the most delicate touch adjustment. Then, within finger reach, a large locking knob on the same spindle locks it all off without a tremor. Add in a graduated panoramic base with a separate pan lock and you have total position control (through 360° pan and 90° tilt).

For maximum versatility, the PROBALL 468 and 468RC (3435 and 3435 QR) takes loads up to 22lbs and the PROBALL 469 and 469RC (3436 and 3436QR) goes up to a massive 28lbs. Both models come with a choice of quick-release camera plate or the round camera platform with the unique Manfrotto spring loaded dual 1/4 - 20" and 3/8" camera mounting screw.



3435

3435QR

3436

3436QR



manfrottoplus 2

For speed and compactness, nothing beats a good ball head. Manfrotto's comprehensive range of ball heads covers every need from the compact table top to the Pro Ball series, there is a ball head for you. As well as the flagship ProBall series there is a choice from mini's to heavy duty. All with smooth action 360°/90° pan/tilt and positive locking.

MORE Ball heads

A whole different ball game



3434



3009



3262

Proball team-mate

the Junior 308

Put a rock-hard resin ball in a finely machined aluminium housing and the result is so smooth movement across a full 360°/90° pan/tilt span. Then lock everything off with a single fingertip control lever.

As with its big brothers, specify a large 2" screw camera platform or quick release version (the 308RC). The Junior's tidy engineering logic lets you simply disassemble for self-service or cleaning.



3413



3413QR



3262QRC



3055S



3055



3038



3265

THREE WAYS BETTER



The new 3407 Junior Pan/Tilt Head

A major factor in our Junior Tripod's success is the dual-action head. So we've done the logical thing and now you can get the self-same head on its own. Light, convenient, economical, the new Junior head is perfect for both stills and video, wherever you need to shoot.

The long locking pan and tilt handle, plus teflon grip pads, gives beautifully smooth tilt and pan. But there's more. The quick-release camera platform can be flipped through 90° in an instant for vertical shots, making the 3407 the most economical 3-way head on the market.

The 3/8" thread base lets you mount the head just about anywhere – tripods, clamps, vehicle window mount. Mobility! stability! versatility! Affordability!

X
+
Y
=
3
4
1
9

3419 Micro Positioning Plate

For that real macro close-up, the 3419 Micro Positioning Plate ensures ultimate precision. Simply lock two together and you have precision positioning along both axes – over 4.7”.


Geared control plus quick-release lever make it fast and easy to set up perfectly framed shots. Ideal for all kinds of macro work including QTVR and repro/copy. In sturdy extruded aluminium, the plate accepts both 1/4 - 20” and 3/8” tripod screws and is supplied with 1/4 - 20” and 3/8” camera mounting screws.




IS IT FOR THIS? IS IT FOR THAT? YES IT'S...




2915WS




2915




C1575B + E600
+ D200B




2915 + 2908 + 2905




2915 + 2895




2915 + 2903




2902



2947



2911



2946

2915 x 2

SUPER CLAMP

The out-of-this-world accessory for everyone's bag

Quite simply the most versatile single piece of camera grip gear ever. You name it, the Super Clamp holds it; you imagine where you want it Super Clamp holds it there.

Cameras/lights/heads/screens/umbrellas/scrims/gel-holders/hooks/shelves/arms/poles/crossbars/other clamps ...?

Of Course


On tripod legs/poles/posts/beams/stands/pipes/branches/windows/shelves/brackets/anything up to 2.1" ...?

No Problem


(And we **mean** out of this world – Super Clamp is specified for both the space shuttle and new space station.)

Friction-lined screw operated 2.1" jaws grip tenaciously; the hexagonal socket has a unique secondary safety lock to hold an item in place even if the screw lock down comes undone; a wedge accessory squares off the jaws for mounting to flat surfaces; you can insert 2 accessory spigots into one Super Clamp with the accessory 2895; it accepts the international 5/8" fitting.


Effectively, it's a take-anywhere, go-anywhere tripod. The original Super Clamp; for cameramen, grips ... and astronauts.




2915 + 2901




2915 + 2948



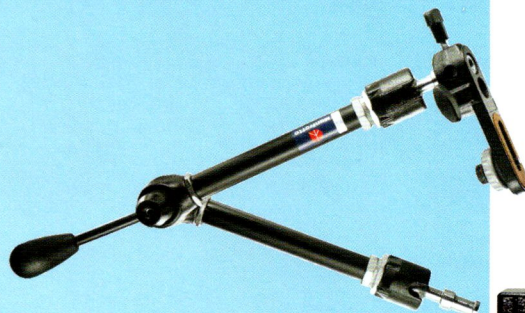
2915 + 2974



2915 + 2934 + 3413



2915 + 2906



2915 + 2930



LOOK NO LEGS




The space-making 3424 column clamp.

Get tripod steadiness where there's no place for a tripod. Position the versatile Column Clamp wherever you wish, slip in any removable tripod column (0.98 - 1.1") plus head, lock off exactly where you want. It's as simple and smart as that.

Attach the clamp to shelves, doors, bars, even branches. Up to 2.2" width. For camera, 'scope, binoculars; in a cramped wildlife blinds or the most awkward 'can't use a tripod here' corner.

Use with the 3021, 3401, 3001, 3011 tripod series, for example, and get total support instead of hand-held fatigue.



ONE SIZE FITS ALL

The New 3157N Universal Plate

because there's never enough time on a shoot.



As a professional, you naturally change heads for different shots – from tripod to ballhead to monopod. But if this means you have to keep changing the plate to fit, the non-productive time involved soon starts to infuriate.

Now the obvious answer. A single universal plate common to no fewer than eight of our heads.

Although the heads will in future come supplied with the new 3157N, you don't have to replace your entire stock. It fits all existing heads as replacement / spare/accessory.

3157N Universal Plate – gives you more time, less irritation.

3157N with 1/4 - 20" camera mounting screw

3157AN with 3/8" camera mounting screw




3262QR



3413QR



3435QR



3229



3265



3030



2916QR



3160



3130



3420

Get the action

without the effort



510 FLUID HEAD



Well-established for professional video, the top-of-the line 510 Fluid Head is increasingly used by action stills photographers. The comfortably smooth, repeatable pan and tilt control makes end-to-end or over-the-waves action easy to follow with even the longest telephoto lenses.

The 510 boasts a special 3-step drag system plus variable balance adjustment that automatically returns to center. So light fingertip control lets you move ... stop ... move ... stop, precisely yet effortlessly. A quick-release sliding plate lets you adjust your camera assembly's center of gravity; there are independent tilt and pan locks; twin pan bars complete the control system.

The 3147-8 Fluid Head for loads between 8.8 and 10.7lbs.
The 3147-10 Fluid Head for heavyweight 14.3 to 23.1lbs.

... and to complete the picture, the 3141

The ideal complement to the 510 is the lightweight aluminium 3141 tripod. Its 3-section 2-stage design, with a height range of 12.6" to 61.4", means one head/one tripod for maximum stability on just about any choice of shot. Twin spiked feet and floor spreader as standard, black or silver finish.



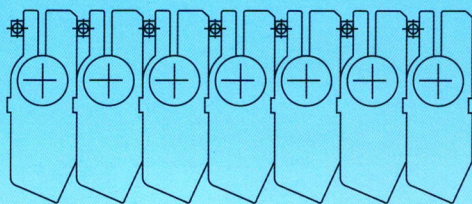
manfrotto plus

Manfrotto's
top line action
heads cover
every angle.

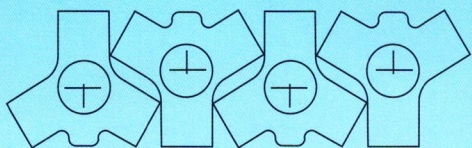
Will it all fit in?



3322



3078



It will with the remarkable Stacker Stands.

STACKER STANDS

No more "have we got room for it" decisions. No more "we'll have to make do with the stands we have" compromises. Take what you need and save room with the fold-flat Stackers. You can get seven in the same space as four ordinary stands.

And being ultra-light, you can clip them together for hands-free shoulder strap carrying. Very stable, very ingenious, very Manfrotto.

Order code	Closed Height in	Min Height in	Max Height in	Weight lbs	Max Load lbs
3322 Stacker Stand	43.3	44	151	5.1	19.8
3321 Stacker Stan	34.3	35	98	2.9	11.0
3320 Stacker Stand	25.1	26	85	2.4	8.8

Keep still!

The whole point about using a tripod is camera steadiness, especially for longer exposures or heavier equipment. So a key attribute of a good tripod is minimal vibration. Some exposure to external forces is inevitable, from a breeze on location to traffic rumble outside a studio – even the camera shutter produces micro-motion.

Nobody understands this more than Manfrotto. So we engineer our tripods to produce a lower amplitude vibration **and** dampen this faster. We know we do this better than anyone because we carefully measure in stringent tests.

Subjected to identical forces, our tripods vibrate less and return to rest quicker. In any conditions, they offer maximum stability.


No one else can claim this.

Vibration Test

The test rig uses a weight suspended by wire from an arm fixed to the tripod's center. Releasing this by cutting the wire applies a strong vibration force to the tripod.

The magnitude and duration of the effect are charted on an accelerometer.

Measurements are taken for three tripod set-ups: full height with column extended; full height with column retracted; max. leg angle and extension, with column retracted.



11

manfrottoplus

FACTS & MYTHS

Talking about Titanium

A competitor has recently made a number of claims about their tripod alloy. So we submitted it to independent testing, asking the widely recognized standards authority DnV, based in Norway, to analyze the so called 'AMT' material. They reported that while titanium is certainly present, it is a microscopic 0.011% of the total composition and is only the seventh of fifteen different trace elements.

The alloy in fact complies with international standard UNS A95086. Just as our own Manfrotto material has for the past 28 years! Nice to have them join us.

Det Norske Veritas spectrographic analyses April 1999

Stay in touch with the U.S. news

Visit the Bogen Web site at:

www.bogenphoto.com

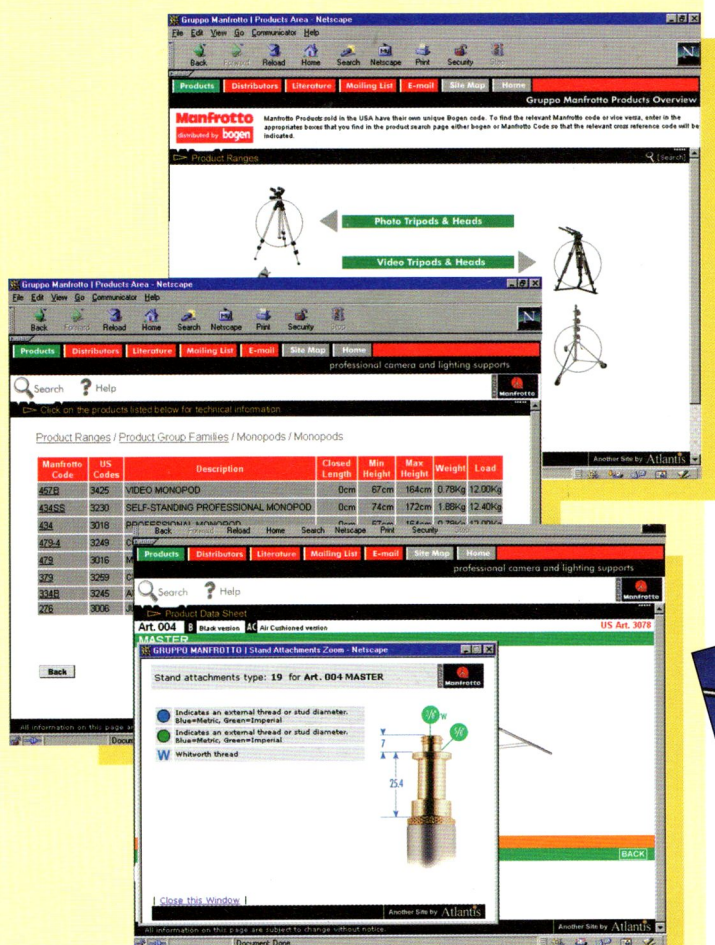
A Quicker WEB

Our website is proving hugely popular, with daily hits constantly rising. But ... we know it hasn't been as fast as you would want. So we've radically changed to make navigation easier and response quicker. It's now even simpler to get the product info. you need. See for yourself on:

www.manfrotto.com

12

manfrotto plus



Feedback

In our first issue, we asked for feedback from you our customers and users ... ingenious uses for our equipment, unusual shots, smart adaptations and so on.

G. Roger Pratt of New Jersey in the USA wrote in with a fascinating story of putting our 3021 tripod to a test that was rather more exacting than our standard quality control. In his early days as a nature photographer, Roger envied what he called the "sturdy and rugged Bogens". He decided he had to invest in a 3021 with an 3047 head which amazed him on account of "the solid feel and pure usability."

Some years later, after a trip to Canada with seventeen students that's a story in its own right, he dropped one of them off at their home and inadvertently also dropped (literally) his trusty 3021. Without realising, he then drove over it with his truck. Tough test? Not yet. In the morning the student's mother also drove over it ... and then called Roger with the sad news.

When he went round to to pick up the bits, however, he was pleasantly surprised. A little cleaning, one adjusting lever to straighten a bit ... and the still-working-today tripod was good as new. Roger claims he's more careful now but "I'm confident my survivor can take anything I can dish out."

Thanks for the letter Roger ... and we're sorry about that one bent lever.



THE FULL PICTURE

Manfrotto's 1999 range of catalogues keep you up to date with all of the latest products. Catalogues available upon request -

Photographic Tripods & Heads
Video Tripods & Heads
Panoramic & QTVR Heads
Lighting Stands and Accessories
Avenger Lighting Grip

The company reserves the right to make any variation in design or construction to the equipment described.

Exclusively **bogen**

Bogen Photo Corp., 565 East Crescent Avenue, Ramsey, NJ 07446-0506
Telephone: (201) 818-9500 Fax: (201) 818-9177 - Service only (201) 818-0060
WEB SITE: <http://www.bogenphoto.com> E-mail: help@bogenphoto.com



Photography:
Roberto Bigano & Roberto Zanetti/Multistudio.

LMPLUS99, L - Lit.# 56A 06/99