


## FUJICA Instant Load Single-8 Reflex Zoom Movie Camera Z-1

*You can now ZOOM  
into the sharpest, most brilliant  
color movies you've ever seen  
...automatically!*

Simple to use... professional in results... plus all the built-in, technically superior features of the Fujica Single-8 System.

- Instant Load Cartridge
- Shoot 50 Continuous Feet
- Precision Pressure Plate
- Fully Automatic CdS Electric Eye
- Switchover to Full Manual Control
- Fujinon f/1.6 Zoom Lens—9.5mm to 29mm

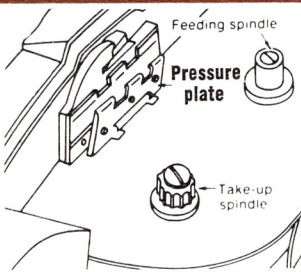


Turn this page for the Fujica Single-8 features of superiority that make this new, big picture movie system the best your money can buy.






## The technically superior, exclusive features of the Fujica Instant Load Reflex Zoom Single-8 Z-1




### The Built-in Pressure Plate

Of all the new instant load movie cameras, only the Fujica Single-8 has this vital feature. Keeps film perfectly flat and in exact registration with the lens optics. Sharper movies are now automatic... simple as snapshots. The projected show is almost 16mm in quality.



### The Jam Proof Instant Load Cartridge

No complex parts to jam or fail. Film transport is in a straight line from feed to take-up. No film crossover. Built-in provision for back wind for future Single-8 cameras to create every professional effect including fade-ins, fade-outs, lap dissolves.



### The Polyester Base Brilliant Color Film

50% bigger image area and twice as strong as the usual 8mm film... but only 2/3rds the thickness. Transmits more light. Projected show is brilliantly clearer and brighter. Color is more natural throughout the entire spectrum. Fast processing in Rochester, N.Y.



### TECHNICAL SPECIFICATIONS

**Lens:** f/1.6 Fujinon Zoom, 9.5mm to 29mm. All elements internal and protected. Operates through internal gearing with Zoom "Bar" conveniently located on camera body.

**Focusing:** Through-the-lens prismatic with ground glass image, focusing ring equipped with click-stops. Range: 3.3 feet to infinity.

**Exposure Control:** Fully automatic CdS electric eye with film sensitivity automatically set by cartridge. ASA range 16 to 400. Manual override, with stops from f/1.6 to f/16.

**Film Speeds:** 18 and 24 fps, governed. Single-frame exposures.

**Battery Complement:** Film drive; four AA penlite cells. Exposure system; one 2.6V mercury cell.

**Footage Counter:** "S" (start) to 50 feet. Resets to "O" when film chamber is opened.

**Shutter Aperture:** 160°

**Shutter Speeds:** 1/40 sec. at 18 fps; 1/50 sec. at 24 fps.

**Accessories available:** ND filters (X4); blue filters; close-up lens; remote control cable; rubber eye cup; fitted carry case; wrist strap; soft pouch case.

