


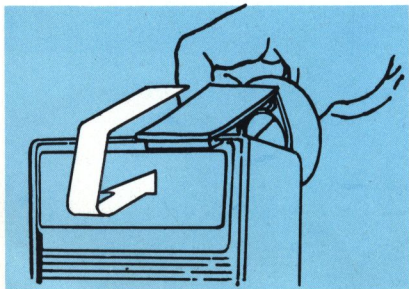
Eye Shield Guidebook

**graflex<sup>®</sup> xl**  
camera systems

# Better viewing for better pictures

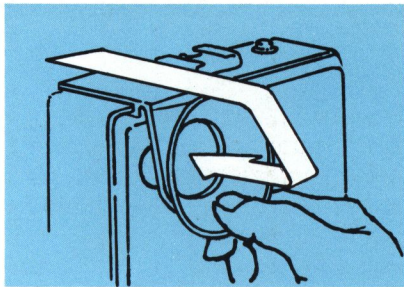


This new Graflex Eye Shield brings better, more comfortable viewing to your xl rangefinder system. With the easily attached Eye Shield in position, you compose and focus your pictures with an absolute minimum of distraction from stray light. Your eye is positioned at an ideal distance from the focusing window.




## Fitting the Graflex Eye Shield to your xlrif Rangefinder

Fit the rear retaining lip of the Eye Shield over the left front edge of the rangefinder housing.



Pull backward on the body of the Eye Shield and fit the remaining lip over the rear edge of the rangefinder housing. The opening of the Eye Shield should now be positioned over the circular focusing window.



When positioned correctly, the smaller opening of the Eye Shield fits snugly over the raised boss of the focusing window, preventing Shield movement.



To remove, simply lift the opening of the Eye Shield outward and upward from the rangefinder housing, disengaging the retaining lips in reverse order.

**Home Office:**

3750 Monroe Avenue  
Rochester, New York 14603

**Western Division:**


800 North Cole Avenue  
Hollywood, California 90038

**Midwest Service Department:**

1345 Diversey Parkway  
Chicago, Illinois 60614

**Graflex of Canada Limited:**

47 Simcoe Street  
Toronto 1, Ontario, Canada



GRAFLEX, Inc.  
Rochester, New York  
14603, U.S.A.

A subsidiary of  
General Precision  
Equipment Corporation