




xl Sportsfinder
Guidebook

graflex[®] xl
camera systems

Looking for exciting,
never-to-be-forgotten
action photographs?
Well, a lot depends
on your point
of view!




With your new xl Sportsfinder, getting
the right point of view — everytime —
is a snap.

The xl Sportsfinder consists of a wire-

frame area of view and a pop-up peep-
sight . . . precision-coordinated to give
you easy, accurate viewing for action-
filled, on-the-go assignments.

Two xl Sportsfinders cover the complete Graflex xl Camera Systems:



Wide frame. To be used with the 47mm wide angle lens. On the xlsw camera.



Standard frame. To be used with all lenses from 58mm to 180mm. Ideal format negative sizes. On the xl stand-ard and xlr cameras.

Attaching xl Sportsfinder to camera

Position the xl Sportsfinder with the wire frame to the front of the camera and the peepsight to the rear.

Slide the metal rails at the base of the xl Sportsfinder into the grooves of the mounting shoe on the camera body. Insert securely (Fig. 1).

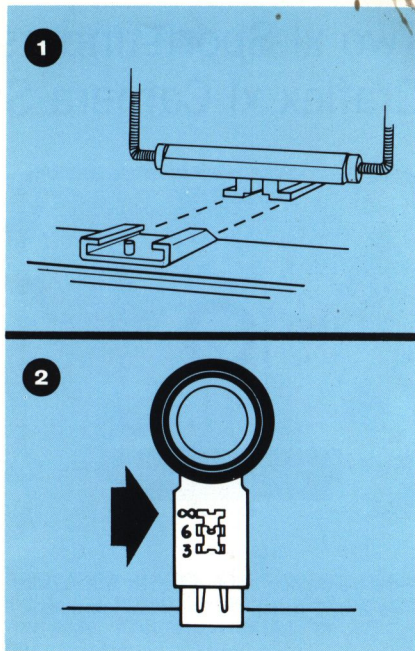
To remove, withdraw the rails from the shoe.

xl Sportsfinder viewing

Raise the wire frame and the peepsight to a vertical position. To correct parallax, set the peepsight for desired distance (distances are indicated on the peepsight stem) (Fig. 2).

When viewing with peepsight, maintain a distance of 1 inch between your eye and the sight.

To center the subject, center the peepsight in the wire-frame area of view . . . or in the desired area of view on the plastic mask.





Note: With the x1rf camera, the Sportsfinder locates approximately $1\frac{1}{2}$ " higher above the lens than when used with the x1 standard camera. And, on the x1rf camera, you make parallax correction by sighting approximately $1\frac{1}{2}$ " higher on the subject.

Attaching the plastic mask to the wire frame

The plastic mask lets you frame your shots according to the format of the film you're using.

The mask clips on to the wire frame. Attach the clips that are furthest apart to the lower end of the sides of the frame. And the clips that are closest together to the top of the wire frame. Press the mask against the wire frame to snap the clips into place (Fig. 3).

To detach the mask, undo the lower clips first. Simply hold the frame and draw the mask away. Repeat this for the top clips.



COVERAGE BY SPORTSFINDER AND PLASTIC MASKS

ITEM	CAT. NO.	PICTURE FORMAT	USE WITH CAT. NO.	APPLICATION
Finder	7361	2¼ x 3¼	—	47mm lens, wire finder frame
Mask	7363	Polaroid	7361	47mm lens, entire plastic mask
Finder	7362	2¼ x 2¾	—	58mm lens, wire finder frame
Mask	7364	Polaroid	7361	100, 180mm lens, index lines
Mask	7365	2¼ x 2¾	7362	100, 180mm lens, index lines
Mask	7366	2¼ x 2¼	7362	58, 100, 180mm lens, index lines

YOUR GRAFLEX WARRANTY:

To the initial retail purchaser of Graflex merchandise:

Skilled craftsmen have produced the Graflex merchandise you have purchased. They have built into it a level of quality and performance which will insure your enjoyment of its use.

Graflex merchandise is warranted by Graflex and the Graflex Dealer from whom you purchased the same, to be free from faulty materials and workmanship, except as hereinafter set forth. If any time during your first year of ownership, (90 days in the case of any electronic components and parts, including without limitation, tubes and projection lamps), any servicing is necessitated by faulty material or workmanship, it will be provided (or the equipment replaced at our option) without charge except for transportation charges by your nearest Graflex Service facility. Returns for servicing should be made through your Graflex Dealer; or if this is not convenient, the merchandise should be carefully packed in a stiff container with adequate packing (not excelsior). Attach name and address and any *specific instructions* to the package, which should be adequately secured and fully insured.

THIS WARRANTY IS NOT APPLICABLE:

- A. To Graflex merchandise which in our judgment has been damaged, abused, or requires replacement of parts due to wear and tear from use, or for any reason other than faulty materials and workmanship. Such merchandise will be serviced at factory-established rates.
- B. To Graflex merchandise which has been tampered with or serviced by persons other than Graflex approved personnel.
- C. If adaptations or accessories of other than Graflex recommendations have been made or attached.
- D. Where the Graflex merchandise bears serial numbers, if it has not been registered with Graflex by means of the attached registration card or appropriate substitute within 60 days from date of purchase.

No liability is assumed for film which is damaged or is unsatisfactory for any reason (due to equipment malfunction or otherwise), nor is Graflex, Inc., obligated to replace such film.

EXCEPT AS EXPRESSLY SET FORTH HEREIN NO OTHER WARRANTIES ARE MADE BY GRAFLEX OR YOUR GRAFLEX DEALER WITH RESPECT TO GRAFLEX MERCHANDISE, INCLUDING, WITHOUT LIMITATION, WARRANTIES AS TO FITNESS FOR A PARTICULAR PURPOSE AND OF MERCHANTABILITY. No liability is assumed for expenses or damages resulting from interruptions in operation of equipment, nor for incidental or consequential damages of any nature.

In order that we may be able to pursue our continuing program of product improvement, Graflex reserves the right to make changes in design, or add improvements to any product without incurring any obligation to include such revisions in equipment previously produced.

The warranties hereinbefore expressly set forth are made only to the *original retail purchaser*. Graflex's liability under the within warranty is limited to repair or replacement as hereinbefore provided.

SERVICE FACILITIES:

Graflex Approved Service Stations are conveniently located in all major cities. Contact your Graflex Dealer or write to the Manager, Graflex Service Sales, for the address of the Graflex Approved Service Station nearest you.

Record below such serial numbers as your equipment bears for your insurance file and future reference.

Home Office:

3750 Monroe Avenue
Rochester, New York 14603

Western Division:

800 North Cole Avenue
Hollywood, California 90038

Midwest Service Department:

1345 Diversey Parkway
Chicago, Illinois 60614

Graflex of Canada Limited:

47 Simcoe Street
Toronto 1, Ontario, Canada



GRAFLEX, Inc.

Rochester, New York
14603, U.S.A.

A subsidiary of
General Precision
Equipment Corporation