

# Rolleiflex SL35 E

September, 1979

# Rollei

Compact size, professional features. The new Rolleiflex SL35 E expands the versatility of the automatic 35mm camera! The combination of features in a moderately priced automatic camera makes it an excellent choice for the serious photographer.

There are many exposure options: an aperture preferred, fully-automatic mode (with electronically timed shutter speeds from 1/1000 to 16 seconds), automatic exposure with memory hold, automatic exposure with compensation, or full manual operation through the viewfinder. This sophisticated system uses 16 LED's in the viewfinder to indicate shutter speed.

Other features include multiple exposure capability, electronic self timer, and an optional autowinder.

A full line of Rolleinar lenses, from 14mm to 200mm, is available for use with the Rolleiflex SL35 E.

## Technical Data

### Camera Type:

35mm SLR with fully automatic aperture preferred exposure.

### Meter System:

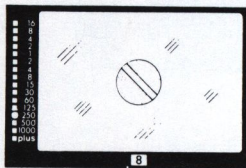
Center weighted open aperture metering, silicon photo diode meter cells, electronically controlled shutter speed. Full manual operation using match LED's. Memory hold device incorporated in the shutter release to lock exposure in the automatic mode.  $\pm 2$  stops exposure compensation in  $1/3$  f/stop increments also possible.

### Shutter:

Rollei-designed metal, vertical running focal plane shutter. Can be operated both automatically and manually at speeds from 16 seconds to 1/1000 seconds. Shutter speeds are continuously variable in manual as well as automatic mode. Shutter release lock.

### Viewfinder:

16 LED's indicate shutter speed information on automatic. Manual operates with match LED system through the viewfinder. F/stop visible in viewfinder. All 16 LED's light to warn over or under exposure.



### Mirror:

Large instant return mirror covers lenses up to 1000mm.



### Battery:

One PX 28 6V battery.

### Battery Check:

Using LED on front of camera.

### Lens Mount:

Rollei bayonet lens mount.

### Take-Up Spool:

Easy-load spool.

### Interchangeable Lenses:

14mm to 200mm Rolleinar lenses.

### Standard Lens:

50mm f/1.8 Zeiss-designed Planar or 55mm f/1.4 Rolleinar MC lens.

### Flash Synchronization:

X setting (synchronization at 1/125 second), B setting, hot shoe contact, PC contact on body. Automatic flash interlock prevents flash from firing when shutter speed is set faster than 1/125 sec.

### Focusing Screen:

Standard screen is combination diagonal split image and microprism.

### Meter Range:

EV 1-18

### Film Transport:

Single stroke or ratcheted (additive) advance possible.

### Film Speed Setting:

ASA 25-6400

### Film Counter:

On camera top, counts forward 1-36, resets automatically. Counter only operates with film in camera. Counter counts backward when rewinding film.

### Self-Timer:

Electronic self-timer (10 seconds) with LED indication.

### Depth of Field Preview:

Push button on camera body locks to check depth of field.

### Tripod Socket:

$1/4$ -20 tripod bushing.

### Accessories:

Optional 2 fps motor winder. Removable back for future accessories.

### Finish:

Chrome or professional black chrome.

### Other:

Built-in connectors for auto winder. Film memo holder on back cover.

### Weight:

28.4 oz. (807 grams) with 50mm 1.8 lens. 21 oz. (597 grams) body only.

### Size:

5.3 x 3.4 x 3.5 inches with 50mm 1.8 lens (135 x 87 x 89mm)

**790133** SL35E chrome with Planar 50mm f/1.8 lens, body cap, front lens cap, neck strap, rubber eyecup, tripod spacer and battery.

**790123** SL35E black with Planar 50mm f/1.8 lens, body cap, front lens cap, neck strap, rubber eyecup, tripod spacer and battery.

**790111** SL35E chrome body only with body cap, neck strap, rubber eyecup, tripod spacer, battery.

**790110** SL35E black body only with body cap, neck strap, rubber eyecup, tripod spacer, battery.

**969380** 50mm f/1.8 Planar HFT lens\*

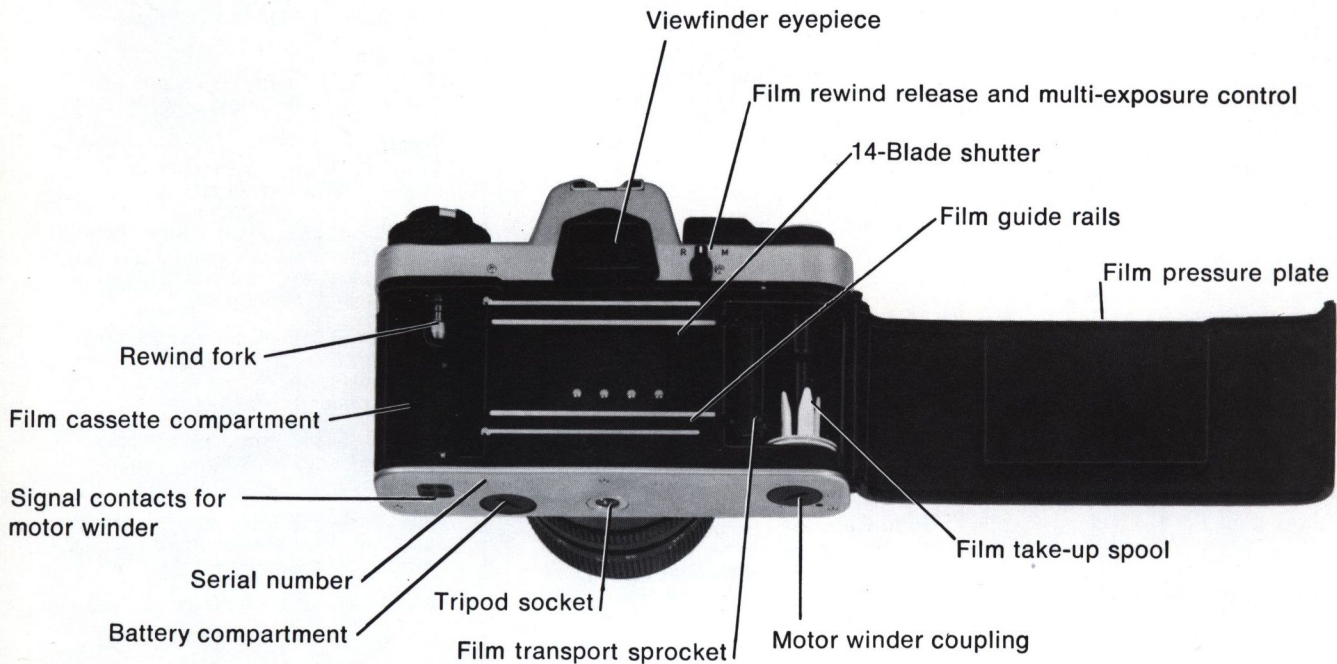

**969630** 55mm f/1.4 Rolleinar MC lens


\*Lens made by Rollei Group under license from Carl Zeiss, Oberkochen, West Germany.

# Rollei

## Rolleiflex SL35 E

September, 1979





## Easy multiple exposures

Exciting, creative multiple exposure photographs are easy to obtain with the Rolleiflex SL35 E. By moving the multi exposure lever to the right and the photographer can take as many exposures as he wishes in the same frame. The lever automatically returns to the normal position after firing the shutter.



## Easy-to-change focusing screens


Some cameras offer interchangeable focusing screens, but if your customer wants to make a switch, it means the camera goes back to the manufacturer for modification. In comparison, the interchangeable focusing screens available for use with the SL35 E can easily be switched by the customer himself. So as his photographic needs change, the SL35 E can change with him.



## Compact design

The Rolleiflex SL35 E may be the most sophisticated camera ever produced by Rollei, but its solid state electronic components make it substantially smaller than any previous Rollei 35mm SLR, and smaller even than many other so-called compact cameras. In fact, the SL35 E weighs just 28.4 ozs. (807 grams), and measures a svelte 5.3"x3.4"x3.5", complete with 50mm f/1.8 lens.

This new, compact design makes the SL35 E easier to hold and easier to use. All controls are human engineered and located precisely where they ought to be — giving the SL35 E a remarkably natural heft and feel.




## Electronic self-timer

In the SL35 E, the old-fashioned mechanical-type self-timer has been replaced by a solid-state electronic self-timer. All that's necessary to activate this timer is to move the lever located adjacent to the ASA knob to the self-timer position. This causes a 10-second delay before the shutter fires.

Self-timing on the SL35 E is indicated by a glowing, red LED conveniently located on the front of the camera, where it is easier to see.

Self-timing can be overridden at any time by simply moving the self-timer lever back to its original position, automatically firing the shutter.




## Exclusive Rollei-designed 14-blade shutter

The SL35 E also has the Rollei-exclusive 14-blade, vertical-running, metal focal-plane shutter. This unique shutter construction allows the SL35 E to synchronize with electronic flash at 1/125 second.




## Quick-change bayonet lens mount

The SL35 E has a quick-change bayonet lens mount system that allows your customer to change lenses faster and easier than that permitted by conventional screwmount systems.




## Extended ASA range

An incredible amount of photographic experimentation is made possible by the SL35 E's extended ASA range of 25 to 6400. This is also a substantially wider range than that offered by most competitive compact cameras.



## Built-in auto winder coupling

Built-in drive cam and signal contacts mean that the SL35 E is factory-prepared to accept the soon-to-be-announced Rollei matched auto winder, to help your customer achieve dramatic and exciting action sequences.



## Zeiss\* designed normal lenses

The Zeiss\*-designed Rollei lenses, with multi-coated optics, deliver optimum sharpness. They feature a quick-change bayonet mount, depth-of-field indicator, infrared index and distance scales in feet and meters. The Planar 50mm normal lenses are available either as an f/1.8 or f/1.4 version.

\*Made by Rollei under license from Carl Zeiss.

# Autowinder E

September, 1979

# Rollei

The newest addition to the SL35E system — the Autowinder E. This accessory lets you forget about advancing the film after each exposure, so that you can concentrate more fully on your subject and composition. The Autowinder E's unique shape allows it to fit comfortably in your hand, to become an integral part of the camera.

## Technical Data

### Type:

Autowinder for Rolleiflex SL35E. Advances film and cocks shutter automatically when shutter release is pressed and released.

### Connection to camera:

By means of a locator pin, drive coupling, 1/4" thumb screw, and 4 gold plated contacts.

### Sequence of frames:

Approximately 1.5 to 2 frames per second\* at shutter speeds of 1/125 second or faster. Single frame operation.

### Power supply:

4 AA alkaline-manganese or nickel cadmium batteries. (Not included)

### Tripod bushing:

1/4"



### Capacity:

Approximately 1800 exposures\* (enough for 50 rolls of 36 exposures).

### Dimensions:


5.51 x 1.65 x 1.5 inches  
(140 x 42 x 38mm).

### Weight:

8.82 ounces (250g) without batteries.

\*With new alkaline-manganese or fully charged Nicad batteries.

**790160** Autowinder E



- 1 Contacts for connection to camera contacts
- 2 Storage compartment for cover of camera drive coupling
- 3 Pin for fitting hole in camera base

- 4 Drive coupling
- 5 Battery chamber cover
- 6 1/4" tripod bush, replaces tripod bush on camera

- 7 Thumb screw for mounting winder on camera
- 8 Thumb screw for battery compartment
- 9 On/Off switch
- 10 Thread on thumb screw 7
- 11 Battery compartment for 4 AA type/1.5 V batteries or nicads with pole diagram

September, 1979

### Retro-Adapter

For interchangeable Rollei lenses with 49mm front filter thread. Reverses the lens for better optical performance at scales of reproduction greater than 1:1; with nonauto operation of lens.  
205545

### M42-Auto Adapter

An automatic lens adapter to accept Pentax Screw mount automatic lenses. Provides for fully automatic operation of lens aperture with SL 35M, ME, E. Exposure is accomplished in the stop-down mode.  
205591

### Thread Adapter M-39

For SL35 only. Intermediate adapter takes Leica lenses with M-39x1 thread for close-up range only.  
205550



Retro Adapter



M42 Auto Adapter



M39 Thread Adapter



Macro Lens Adapter



Microscope Adapter

### Macro Lens Adapter

For Zeiss Luminar, Leitz Photar, Summar and Microtar lenses — which are specially corrected for macro photography (at scales larger than 1:1). (NOTE: This Macro lens adapter must be used with THREAD ADAPTER M-42.)  
205570

### Microscope Adapter

For use with microscopes having a straight cylindrical draw tube of 1 inch/25mm diameter. Used without camera lens.  
205580

### Automatic Extension Bellows

Provides continuous adjustment of the scale of reproduction and subject distance. Extension from 40mm to 120mm. Automatic diaphragm operation. Stop down metering with SL35M/ME/E.  
979630

### Automatic Extension Tube Set


Set of 4 tubes (7.8mm, 15mm, 30mm, 50mm) provides various reproduction and magnification ratios. For better sharpness, use retro adapter over 1:1 ratio. Automatic diaphragm operation, metering is in stop-down mode with SL35M/ME/E.  
205500



Automatic Extension Tube Set

### Miscellaneous

Rubber Eye Cup SL35M/SL35 ME/E (replacement)	205611
Eveready Case, SL35E Soft black vinyl.	970871
Eveready Case, SL35M, SL35 ME — Soft black vinyl.	970870
Body Cap	205640
Front Lens Cap for 50mm f/1.8	205480
Rear Lens Cap	205630
Diopter eyepiece correction retaining ring for SL35 M/ME	977210
Lens Hood, folding, for 35mm/2.8 and 50mm lenses	205320
—1 Diopter SL35E	205651
—2 Diopter SL35E	205652
—3 Diopter SL35E	205653
—4 Diopter SL35E	205654
+1 Diopter SL35E	205655
+2 Diopter SL35E	205656
+3 Diopter SL35E	205657
+4 Diopter SL35E	205658



Automatic Extension Bellows