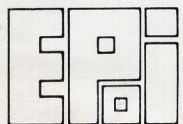





BRONICA PRODUCT GUIDE



MARKETED BY



Ehrenreich Photo-Optical Industries, Inc.
623 Stewart Avenue, Garden City, New York 11530, USA ☎ (516) 248-5200.

BRONICA DELUXE ("D")

The Bronica DeLuxe, or "D" model was the first camera introduced by Zenza Bronica. As the forerunner of an unbroken series of 2¼ square SLR cameras, it incorporated many design features still not found on competitive equipment after more than 16 years.


The DeLuxe is easily recognized by the following key features:

1. Focusing mount integral part of body.
2. No advance crank on right side.
3. Focusing scale on upper part of advance/focus knob.
4. Speed dial on outside face of advance/focus knob.
5. Self-timer scale on left side of body.
6. Double exposure dial on right side of body.
7. 3 stud male bayonet fitting on bottom of camera body.
8. Focus lock lever on right front of body.



The DeLuxe has double exposure capability, shutter speeds to 1/1250th second, a 2 - 10 second self-timer which also allowed timed long exposures of 2 - 10 seconds and a locking lever to lock the camera's focusing mount at any desired point.


All small bayonet mount Auto-Nikkor and Zenzanon lenses fit the DeLuxe, as well as all five "S" series prisms and hoods. The S2A grips, however, will not fit due to the bayonet fitting on the camera base, and a special tripod adapter #81502 was required to use either of these grips.



BRONICA "S"

This is the second model introduced by Bronica. It was available in chrome only and can be identified as follows:

1. Fixed, non-removable chrome focusing mount.
2. PC contact on front of body.
3. Mirror lock w/switch below shutter release.
4. Distance scale and focus control on ring around advance crank.
5. Speed dial on left side of body.




The S model was introduced while the DeLuxe was still in production and represented a simplified version of that camera. Top speed was lowered to 1/1000 second and the self-timer/long exposure control, double exposure control and focus lock were eliminated.

LENSES AND ACCESSORIES

All Small bayonet mount Bronica Nikkor lenses fit the S body. The 105mm F3.5 Nikkor and 300mm F4.5 Zenzanon *will not fit*. A special focusing mount adapter for tele-Nikkor lenses was made for the S fixed mount, but was not sold in the U.S. The present focusing tube will not fit the S camera. This model also requires a special extension tube set and bellows. The current tubes and bellows do not fit the S mount.

All prisms, hoods and grips as well as the sportsfinder for the present S2A will fit the S.



BRONICA "C"

The Bronica C was introduced in 1965 while the "S" was still being produced, and is the only model made by Bronica without interchangeable backs. Intended as an economy version of the "S" it incorporated several features of the "D" and the new focusing mount soon to appear on the S2.


Identifying features are:



1. Does not have interchangeable backs.
2. Shutter speeds to 1/500 or 1/1000 second (see note).
3. Double exposure control on dial on right side near frame counter setting switch.
4. Removable focusing unit with distance scales for 50, 75, 135 and 200mm lenses.

Inserts for the S2/S2A will fit the "C" as will all lenses, hoods, prisms and grips. The original extension tubes and bellows were replaced with new ones to fit the changed focusing system. A special adapter allowed the use of the original S type bellows on the C and later models.

NOTE:

Bronica "C" Models sold in the Japan Domestic Market had a top speed of 1/500 second. Export models had a 1/1000 second top speed. There is no other difference in the cameras and both may be available on the used market.





BRONICA S2

The Bronica S2 followed the S in 1966 and incorporated a number of new features. The primary change was the switch to a removable helical type focusing mount. Identifying points are:

1. Removable helical (rotating) focusing mount has black knurled knob for focusing on front of camera body.
2. No distance scale or focus control on advance knob.
3. Small release button for focus ring on front of body.
4. No mirror lock switch on bottom of body.
5. Body now available in black or chrome.
6. PC contact now on left side of body.

LENSES & ACCESSORIES

With the change in design to a front helical focusing mount, the accessory systems for Bronica were also changed.

Lenses All Bronica Nikkor and Zenzanon lenses fit the S2, including the large bayonet 105mm and 300mm. The focusing tube for the Tele-Nikkors is the current (#81505) unit.


Accessories.... All prisms, hoods, grips, etc. that fit the current S2A will fit the S2. For differences between the older DeLuxe and "S" accessories and the current versions, see the separate section on accessories.


BRONICA S2A

In 1969, the S2 was replaced with an internally modified version, identified as S2A. Since there were almost no external changes, this model is identified by the designation S2A following the serial number.

In 1973, a minor change was made in the neckstrap studs, altering them so that they would accept the same neckstrap as the EC model. At that time, the S2A marking after the serial number was dropped. New series S2A cameras without the S2A marking start with body number 150037.

This model is now current and accepts all Auto-Nikkor lenses, Zenzanon lenses and Tele-Nikkors with #81505 focusing tube. All current accessories fit the S2A except those specifically limited to the DeLuxe, "S" or EC.






BRONICA EC

The Bronica EC was introduced in March of 1972 and represents a new generation of Bronica design.

The primary innovation of this model is stepped electronically controlled shutter speeds from 4 seconds to 1/1000 second. The external evidence of this unique feature is the oblong battery compartment in the base of the camera, and the button and battery check light on the top left side of the body.

In addition, the EC offers double exposure control (on the film back on the right side), mirror lock up (lever on the left side), locking PC terminal, dark slide storage pocket, split mirror, interchangeable focusing screens and many other features.



All lenses of the Bronica system fit the EC, as does the extension tube set. A new series of grips, #82041 L grip and #82042 pistol grip fit both the EC and S2A. The EC has its own bellows, which due to the longer mirror has a different mounting plate than the S2A version, and its own series of prisms, finders and backs.



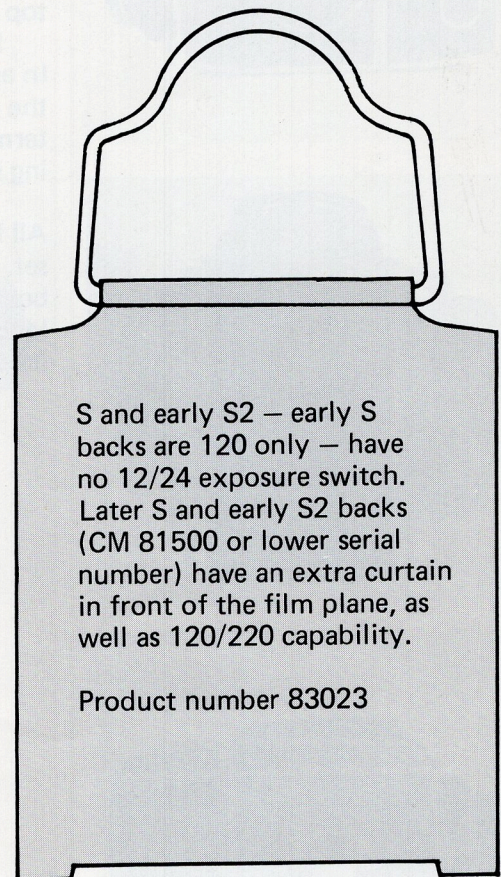
BRONICA DARK SLIDES

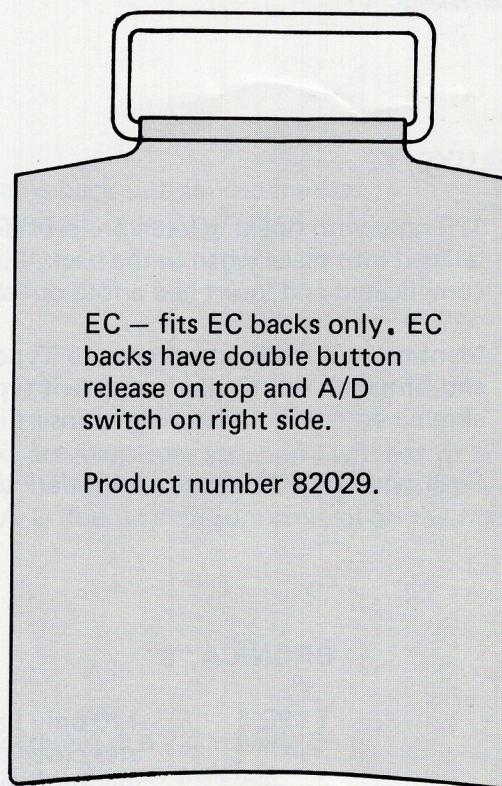
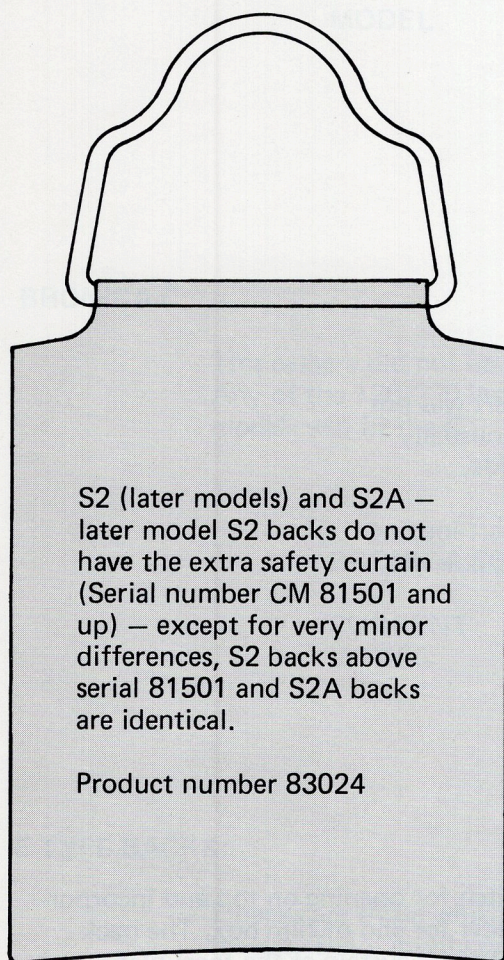
There are four different dark slides for Bronica backs. These four slides fit the eight versions of backs as follows:

1. DeLuxe — fits only DeLuxe backs.
2. S and early S2 — fits all 120 only S backs and 120/220 S2 backs with curtain.
3. S2 (late model) and S2A — fits 120/220 S2 backs without curtain and all S2A backs.
4. EC — fits EC backs only.



NOTE: There was a second DeLuxe dark slide with the same dimensions but with a short, square handle. This could be folded flat against the slide to prevent it being accidentally pushed in and releasing the back.





Film back curtain — the only way the safety curtain is visible on early Bronica backs is when a slide is in the back. If the slide is partially withdrawn while the back is off the camera, the metal edge of the curtain is visible on the front edge of the slide. If the slide is fully inserted, open the back and remove the insert and the curtain will be visible.

BRONICA FILM BACKS

All Bronica film backs since the very first model have several features in common. These are listed below, with specific identification of each type in the sections following:

Features Common to all Backs:

1. Can be removed from camera only by full insertion of dark slide.
2. Dark slide must be fully removed from focal plane opening for shutter to operate.
3. Dark slide cannot be accidentally removed from back when back is off the camera.*
4. No exposed/unexposed indicator is needed for each frame. When loaded back is put on camera, advance knob will advance film only, cock shutter only, or do both, as needed.

* To remove dark slide when back is off camera, hold back so focal plane is facing you. Take pointed object and depress silver button at top right of back and slide will release.

BRONICA DELUXE

TYPE 1 120 only with opening latch on left side of back. Insert was not latched into place when in the back. Film path was unusually complicated and insert had a fold out sheet metal guide.

TYPE 2 Identical in outside appearance to Type 1 but the insert loading and film path was similar to current types. Fold out guide was eliminated — still no latching of insert in back.

Both types of back use the same dark slide.

BRONICA "S"

TYPE 1 120 only back now has latch for opening on top and incorporates cover that acts as holder for end of film box. The back incorporates an additional cloth curtain at the focal plane, opened and closed by inserting the dark slide. Insert does not have latching mechanism.

TYPE 2 120/220 capability. Switch on right side to change counter from 12 to 24 exposures. Insert now has latch on sides to hold it in back and two levers to release latch. Auxiliary safety curtain retained, operated by dark slide.

Both S type backs use the same dark slide, Product #83023.

BRONICA S2

TYPE 1 The first film back provided on the S-2 was identical to the type 2 "S" back. Serial number of this type back went *up to* CM 81500.

TYPE 2 A 120/220 back identical in features to the Type 1 back but *without* the auxiliary curtain. Serial numbers start at CM 81501 and up.

Type 1 backs use dark slide #83023.

Type 2 backs use dark slide #83024.

BRONICA S2A

CURRENT There is no identifiable difference between the current S2A backs
MODEL and the Type 2 — S2 film back. The film reminder clip is identified by S2A after the serial number and 6x6 at the bottom. However, these can be changed easily.

Dark slide for all S2A backs is the current product #83024.

BRONICA C


This camera did not have interchangeable back but did use inserts. Any of the 120/220 inserts for the Bronica S type 2 or later S models will fit the C.

BRONICA EC



CURRENT EC film backs are a separate series and will not fit any other
MODEL models. They are easily identified by the double cover release on top and the A/D double exposure control on the right side.

E TYPE BACKS


E backs are those which take 16 or 32 frames in a $2\frac{1}{4} \times 1\frac{5}{8}$ " format. There is only one type, the current version which is identical to the current S2A back except for the counter (which goes to 32) and the frame selector which is marked "F" and "S" instead of 12/24. This back takes the #83024 dark slide and any 120/220 insert.



DELUXE FLASH ADAPTER



NIKOR ADAPTER



BELLOWS ADAPTER & "S" BELLOWS

SPECIAL BRONICA ACCESSORIES

1. **DeLuxe flash adapter** — chrome bayonet mount unit fits female mount on left side of camera and makes contact with PC terminal on body — PC contact on adapter for flash and both standard shoes and clip for mounting flash. Will fit later models but not recommended due to pressure on speed dial. #81501
2. **DeLuxe tripod adapter** — fit male bayonet mount on base of DeLuxe — twist lock round unit provided flat base on tripod and quick release from camera. #81502.
3. **DeLuxe camera stabilizer plate** — similar to tripod adapter but with larger base and without quick release. #81510
4. **Nikon adapter** — often confused item. This adapter fits the DeLuxe and "S" models *only* and allowed direct mounting of the short mount Nikkor telephoto lenses made for the RF camera — 180mm, 250mm, 350mm and 500mm. No other lens/body combinations apply to this adapter. #81503
5. **Bellows adapter** — used to adapt the original "S" bellows to fit the large body mount of later models. Can also be used to fit the CA ring of the first extension tube set to S2 and later cameras. #81428
6. **Blank mount adapter** — For the DeLuxe and "S" *only*. Fits over the camera focusing tube and had a large aluminum tube on the front, which could be machined to take screw mount press type lenses. Of no value for adapting 35mm format lenses. #81504
7. **Bronica "B" Prism** — a compact unit which is mounted on top of the normal focusing hood when opened. #81520
8. **Extension tube set Series 1** — A 3-ring set with an A ring which fit the DeLuxe and "S" body. The thread of the C ring was 57mm and the B ring had a set screw to rotate and lock the lens with aperture scale up. #81304

BRONICA LENSES

There are only two types of Bronica Nikkor and Zenzanon lens mounts as follows:

Small bayonet — 40mm F4, 50mm F3.5, 50mm F2.8, 75mm F2.8, 135mm f3.5, 200mm f4 Auto-Nikkors and 100mm f2.8 and 150 f3.5 Auto-Zenzanons.

Large Bayonet — 105mm f3.5 Auto-Nikkor, 300mm f4.5 Auto-Zenzanon and 400, 600, 800 and 1200 mm Tele Nikkors with focusing mount.

Small bayonet lenses will fit all Bronica cameras regardless of focusing mount type.

Large bayonet lenses and focusing mount #81505 will fit only the "C", S2, S2A and EC.