

CODE NO.	ITEM
C12-1832-881	Canon T50 w/lens FD 50mm f/1.8
C12-1832-861	Canon T50 w/lens FD 50mm f/1.4
C12-1832-211	Canon T50 body only

Canon

T50

Take Off!



SPECIFICATIONS

Type: 35 mm SLR (Single-Lens Reflex) camera with electronically-controlled programmed AE (Automatic Exposure).

Exposure Modes: Programmed AE and programmed AE flash photography with Canon Speedlite 244T.

Format: 24 × 36 mm.

Usable Lenses: Canon FD series lenses only.

Viewfinder: Fixed eye-level pentaprism.

Field of View: 92% vertical and 93% horizontal coverage of the actual picture area.

Magnification: 0.83X at infinity with a standard lens.

Viewfinder Information: Information is displayed by way of LED digital display positioned to the right of viewing area.

(P): Programmed AE indicator. 2 Hz flashing indicates camera shake warning; 8 Hz flashing indicates underexposure warning.

(M): Manual aperture setting. 4 Hz flashing indicates exposure may be incorrect.

(⚡): Flash charge-completion display.

Light Metering System: TTL (Through-The-Lens), Center-weighted average by SPC (Silicon Photocell). Stopped-down metering is impossible and Non-FD lenses and close-up system accessories without AE signal pins cannot be used.

Meter Coupling Range: EV 1 (1 sec at f/1.4) to EV 18 (1/1000 sec at f/16) with ISO 100/21°, ASA 100 film.

Film Speed Scale: ISO 25/15°, ASA 25—ISO 1600/33°, ASA 1600.

Shutter: Vertical travel focal-plane, electromagnetic attraction shutter. Electronically controlled.

Shutter Speed: Automatically controlled from 2 sec to 1/1000 sec at "A." 1/60 sec when disengaged from "A."

Mirror: Instant-return, with shock and noise absorber.

Self-timer: Electronically controlled. Ten-second time lag activated by pressing shutter button. Beep sounds to indicate operation; sound frequency increases two secs before shutter release.

Selector Dial: Four positions: "SELF," "PROGRAM," "L," and "B.C." At "L" all active circuits are cut off as a safety feature.

Shutter Button: Two-step, electromagnetic shutter button. Pressing it halfway activates the indicators. Pressing it all the way sets shutter in operation.

Flash Synchronization: X-sync at 1/60 sec. Direct contact at accessory shoe for hot-shoe type flash. When used with Canon "A" series Speedlites, 533G, or 577G, shutter speed is automatically set and aperture is also automatically set to the aperture value of the flash when the pilot lamp glows.

Automatic Flash: Programmed with the Canon Speedlite 244T. After infrared light is radiated, shutter speed and aperture (f/2.8, f/4, f/5.6) are automatically set according to the shooting distance and the reflectivity of subject.

Remote Control: Possible. With three-terminal contact for remote control. Remote Switch 60 T3 exclusive is required.

Power Source: Two size-AA alkaline-manganese or carbon-zinc batteries. Ni-Cd batteries cannot be used.

Battery Check: Beep sounds when rotating selector dial to "B.C." Absence of sounds indicates insufficient power.

Back Cover: Opened by pulling up rewind knob. Unremovable.

Film Loading: Loaded automatically. Automatically advances to "1" at 1/1000 sec by keeping the shutter button pressed.

Film Advance: Advanced automatically by a built-in power winder. Approx. 0.7 sec for film advance. Continuous shooting is possible by keeping the shutter button pressed.

Film End Warning: Warned by beep sounds.

Film Rewind: By pressing rewind button and cranking rewind knob.


Frame Counter: Additive type. Automatically resets to "S" upon opening back cover.

Dimensions: 150.2mm × 87mm × 48.4mm

(5-15/16" × 3-7/16" × 1-15/16") body only.

Weight: 490 g (17-5/16 oz.) body only.

Subject to change without notice.

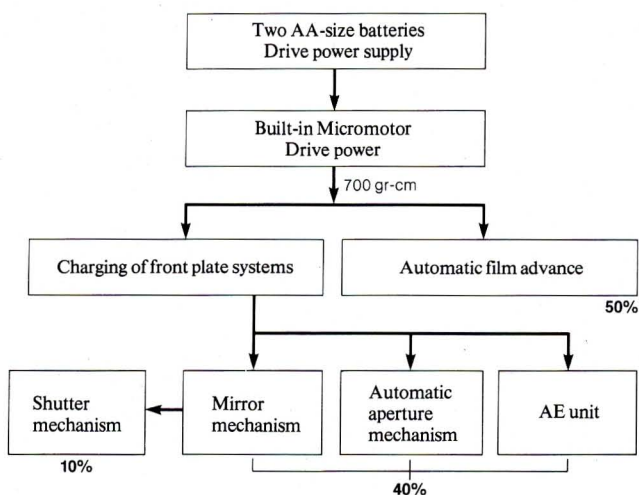


Multifunctional, Built-In Micromotor

Many beginners used to think that SLR photography was beyond them. Canon's T50, however, changes all of this. The T50 combines the single greatest advantage of SLRs—lens interchangeability—with the ease of operation of the simplest rangefinder camera. There are no confusing knobs and switches—even the film advance lever has been eliminated.

Automation is the key. It begins with film loading, a simple task of drawing the film across to the orange index, closing the back cover, and pressing the shutter button. The film rapidly fires off several blanks (at 1/1000 sec) and stops at "1" on the counter. The film advances to the next frame each time the shutter is released, affording instant readiness for grab shots. Continuous shooting at a maximum of 1.4 frames per second is also possible by keeping the button depressed. At film end an audible warning is issued and film transport halts.

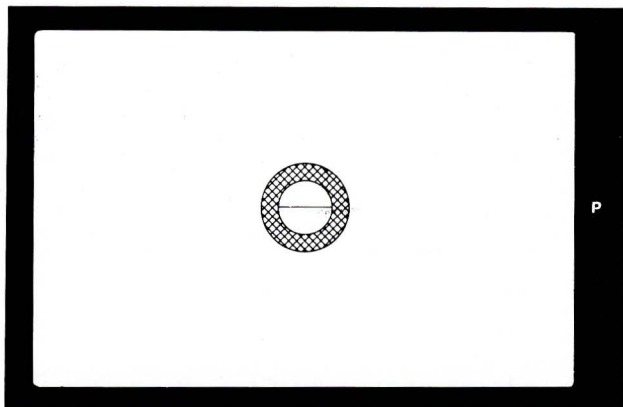
The heart of the system is a miniature electric motor which Canon developed especially for the T50. The 15mm diameter high-performance micromotor, besides film advance, also charges the frontplate systems including the AE unit, automatic aperture mechanism, mirror and Electromagnetic Attraction Shutter (EMAS). The highly energy efficient motor achieves this with a remarkably low torque of 700gr-cm from a single power source. The chart to the left shows the charging torque ratio of each mechanism.




Energy-Efficient Design

The T50 is a fully electronic SLR. Yet, in spite of its many electronic functions, it consumes very little power. Two slim AA-size alkaline batteries housed in the camera's grip will take over 75 rolls of 24-exp. film under normal conditions (at 20°C). The T50's rivals generally require four batteries and double the voltage (6V), significantly increasing their weight.


SELLING POINTS




Lights continuously when exposure conditions are favorable for programmed AE photography.



Slow 2 Hz blinking indicates shutter speed of 1/30 sec or slower. Rapid 8 Hz blinking warns that light is too low for normal photography. Use flash.

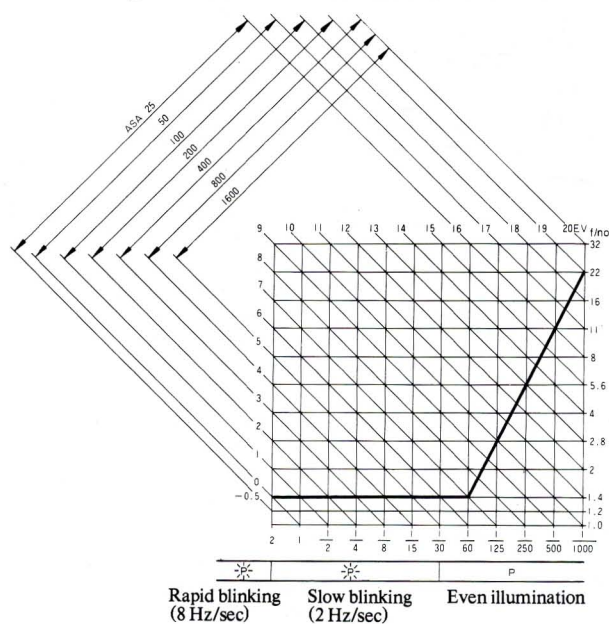


"f" lights to indicate flash is charged. The "P" blinks rapidly (8 Hz) if the subject is too distant.



Blinks when aperture ring is off "A" or when no lens is mounted.

Programmed Combinations of Shutter Speed and Aperture in Programmed AE (with FD 50mm f/1.4 Lens)




Solid line = T50
Dotted line = A-1 and AE-1 PROGRAM

Action-Oriented Programmed AE

To match the instant response capability of the built-in winder, the T50's exposure system is specially programmed for action photography. The result is fewer blurred pictures, a common complaint of beginners.

The relationship between shutter speed and aperture in the T50's programmed system is illustrated by the graph here. In order to provide as fast a shutter speed as conditions will allow, maximum aperture is selected until EV7 (New FD50mm f/1.4 lens with ISO 100/21°, ASA 100 film), when the shutter speed rises sharply at an angle of 64° from 1/60 sec. This compares with the more gentle rise starting at 1/8 sec in the A-1 and AE-1 PROGRAM.

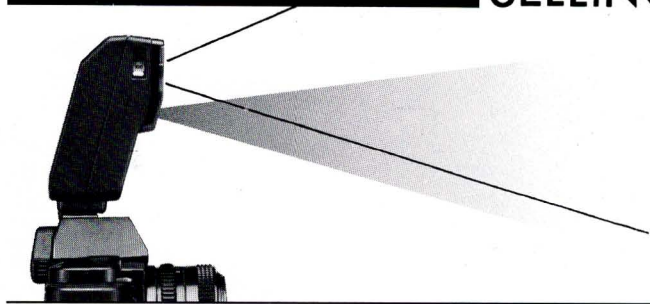
As with the A-series cameras, the light is metered at the first stroke of the shutter button. Viewfinder LEDs appear immediately after to provide exposure data. A green "P" appears to the right, for instance, when exposure is correct. It flashes when the shutter speed drops to 1/30 sec or less and blinks rapidly when use of a Speedlite is necessary. The simplified display is easy to read and understand and is positioned well out of the field of view for an unobstructed image. The finder is also extremely bright, thanks to the laser matte focusing screen with New Split micropism—the same successful formula applied in the AE-1 PROGRAM and New F-1. Light is metered by an SPC located behind the pentaprism and above the eyepiece. Metering sensitivity is minimized at the periphery of the image.



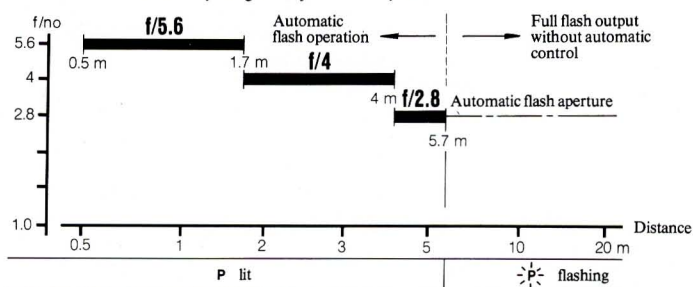
Electromagnetic Attraction Shutter (EMAS)

Another Canon innovation which is ideally suited to the T50's built-in winder function. The vertical-travel focal plane EMAS is activated by two attraction magnets to provide stepless, electronically controlled speeds of from 1/1000 sec to 2 sec in programmed AE photography. The shutter speed is fixed at 1/60 sec when the lens aperture ring is off "A."

SELLING POINTS



Programmed New CATS with New FD 50mm f/1.4, ISO/ASA100 film, and the flash fully charged (subject reflectivity = 25%)



Programmed Electronic Flash AE

Canon has now applied the concept of programmed automation to flash photography.

The new Speedlite 244T introduced simultaneously with the T50 makes fully automatic flash photography a reality. It has just two switches: an on/off switch and a two-position film speed selector. Press the shutter button gently when the flash is charged (indicated by "P" in the finder) and the programmed New CATS preflash element fires a low-intensity beam through an infrared filter below the flash head. The light received from the infrared preflash is detected by a sensor to judge the distance. This is compared with programmed aperture data and the lens is set to f/2.8, f/4 or f/5.6, whichever is appropriate for the distance and subject reflectivity. The shutter speed is also set to 1/60 sec automatically. Press the shutter button all the way for a perfectly exposed picture. ISO/ASA100 film allows you to shoot between 0.5 and 5.7 meters (1.6—18.7 ft). With ISO/ASA400 film you can shoot up to 11.4m (37.6 ft) away or as close as 1 meter (3.3 ft). The finder's "P" mark will blink in warning if the subject is too distant.

Speedlite 244T Specifications

Type: Energy-saving flash with series control circuit. 3-aperture selection switch is set automatically.

Guide Number: 16 (ISO 100/21°, ASA 100, m) at full charge, i.e. 30 sec after pilot lamp glows, with new batteries.

Flash Coverage Angle: Covers a 35 mm lens on the 35 mm format.

Recycling Time: 0.5—9 sec with new alkaline-manganese batteries; 0.5—6 sec with fully-charged Ni-Cd batteries.

Number of Flashes: Max. flash output, 30 sec firing intervals: 150 flashes with new alkaline-manganese batteries, 70 flashes with fully-charged Ni-Cd batteries. Min. flash output, 10 sec firing intervals: 1,300 flashes with new alkaline-manganese batteries, 600 flashes with fully-charged Ni-Cd batteries.

Color Temperature: Same as daylight

Automatic Flash Aperture: The flash automatically sets the aperture to f/2.8, f/4, or f/5.6 at the first stroke of the shutter button.

Auto Shooting Distance Range: ISO 100/21°, ASA 100: 0.5—5.7 m (1.6—18.7 ft.); ISO 400/27°, ASA 400: 1—11.4 m (3.3—37.6 ft.).

Outside of Auto Shooting Distance Range: If subject is too far, "P" mark blinks rapidly at first stroke of shutter button.

Film Speed Setting: ISO/ASA film speed indication. ASA 100 and 400. (No ISO indication on unit.)

Power Source: Two penlight (AA) alkaline-manganese (LR6, AM-3) or Ni-Cd batteries.

Dimensions: 63 (W) × 86 (H) × 41.5 (L) mm; (2-1/2" × 3-3/8" × 1-5/8")

Weight: 140 g (4-15/16 oz.) without batteries.

Subject to change without notice.

Remote Control Operation

The T50's built-in winder affords yet another exciting possibility: remote control operation.

Optionally available for this purpose is the Remote Switch 60 T3. This 3-contact unit plugs directly into the T50's remote control socket to provide remote operation, either single frame at the press of a button, or continuous by sliding the switch forward (indicated by an arrow and marked "running lock"). The remote switch also functions as a cable release. The Extension Cord 1000 T3 is available to extend the Remote Switch 60 T3's range to 10m (33 ft).



Canon Zooms and the T50





The T50 is first and foremost an SLR, which means that its lenses are interchangeable. And the best lenses for capturing the action are Canon zooms.

A perennial favorite among all photographers is the 35—70mm short zoom. It has gained a niche as a “standard zoom” in place of a fixed focal length lens. Undeniable drawbacks to the standard zoom, however, have been its greater weight and size. Until now, that is. Canon has just developed a new 35—70mm lens which is the world’s lightest and most compact. It weighs only 210 g (7-7/16 oz.) and is just 60.9mm (2-3/8”) long, statistics which compare favorably with any 50mm lens. The New FD 35—70mm f/3.5—4.5 is also the most cost-effective zoom on the market today. The first 3-group zoom system with fixed third group ever produced, it offers an image quality equal to that of the New FD 35—70mm f/4. Its moderate wide-angle to short telephoto range provides outstanding versatility for everything from scenery to family snapshots, and it even features full range macro with magnification ranging from 0.11X at f=35mm to 0.2X at f=70mm. The new zoom lens has been designed to be the perfect match for the T50. With more experience and confidence, however, the T50 owner will want to try other focal lengths. Zooms in the telephoto category include the economical New FD 70—210mm f/4 and the New FD 100—300mm f/5.6. A handy wide-angle is the New FD 28—50 mm f/3.5 with macro.

New FD Lenses

The T50 can be used with any FD lens. From the startling perspective of the fish-eye to the awesome power and compressive depth of the super telephoto, the FD range offers an optical experience like no other. Superb sharpness, color balance and handling ease are other intrinsic features of FD lenses. The T50 owner will also be glad to know that FD lenses are compatible with all Canon SLRs, so they won’t become obsolete when the time comes to upgrade to a more advanced camera.

SELLING POINTS



Film Speed Dial

The film speed can be read at a glance from the back of the camera. Any film from ISO/ASA 25 to 1600 can be set by pressing the lock release button and rotating the dial.

4-Position Selector Dial

All exposure functions are controlled by this one dial. Set the dial so that PROGRAM aligns with the index for normal photography and when using flash. For 10-second self-timer operation, turn it to SELF. A beeping sound will issue, increasing in frequency just prior to shutter release. The same audible signal confirms the battery power when the dial is held at "B.C." The camera's circuits are deactivated at "L," conserving battery power and preventing accidental shutter release.

Large Action Grip

Secure handling of the camera is essential for sharp results. The molded action grip is designed to ensure exactly that. Your fingers will close naturally and comfortably around the large-sized grip, which also houses the batteries.

Soft Release Shutter Button

Canon gave a lot of thought to this most essential of functions, since a poorly designed shutter button can be a prime source of camera shake. The shutter button on the T50 is especially large for maximum ease of operation. Another thoughtful touch is the finger rest. The electromagnetic shutter operation is exceptionally smooth and responsive.

Comfortable Eyecup T

The extra-large Eyecup T slides along the eyepiece grooves and clicks securely into place. Its rubber molded part is hollowed to give a softer feeling. The Eyecup T can be removed to install other accessories such as angle finders, a magnifier, or adjustment lenses (type S) for dioptic correction between -4 and +3.

Remote Control Socket


The T50's built-in winder allows connection of remote control accessories without the need for an external power winder. A 3-pin socket is provided for attaching the Remote Switch 60 T3, which also functions as a cable release.

Other Optional Accessories

Simple though the T50 is to use, it ranks right along side Canon's more advanced SLRs for the additional functions it can provide. This is especially true with remote control photography. Sophisticated accessories like the Wireless Controller LC-1, which allows wireless remote operation up to 60m (198 ft) away and the Interval Timer TM-1 Quartz, can be used. It's an advantage that is sure to impress wildlife or sports photographers and even scientists wishing to document the growth of plants and insects. A separate adapter cord, the Remote Switch Adapter T3, is necessary for these two accessories.



NOMENCLATURE



SELLING POINTS



The standard camera case (type L) can accommodate the T50 with New FD 35—70mm f/3.5—4.5 zoom mounted.

ACCESSORIES

VIEWFINDER ACCESSORIES

CODE NO.	DESCRIPTION
5-40701	Magnifier S
5-41041-00	Magnifier Adapter S
5-40712-00	Angle Finder A-2
5-40711-00	Angle Finder B
5-59212-00	Eye Cup 4S
C50-9001	Eye Cup T

DIOPTRIC ADJUSTMENT LENSES

5-05072-00	Dioptric Adjustment Lens S (+3)
5-05073-00	Dioptric Adjustment Lens S (+2)
5-05074-00	Dioptric Adjustment Lens S (+1.5)
5-05075-00	Dioptric Adjustment Lens S (+1)
5-05076-00	Dioptric Adjustment Lens S (+0.5)
5-05077-00	Dioptric Adjustment Lens S (0)
5-05078-00	Dioptric Adjustment Lens S (−0.5)
5-05079-00	Dioptric Adjustment Lens S (−2)
5-05081-00	Dioptric Adjustment Lens S (−3)
5-05082-00	Dioptric Adjustment Lens S (−4)

EQUIPMENT FOR MOTORIZED PHOTOGRAPHY

C51-9691	Remote Switch 60 T3
C58-1181	Extension Cord 1000 T3
C50-9011	Remote Switch Adapter T3
5-81071-00	Extension Cord E1000
C58-5351-211	Wireless Controller LC-1 Set (consists of Receiver and Transmitter)
C58-5351-001	LC-1 Transmitter
C58-5352	LC-1 Receiver
C51-9491	Interval Timer TM-1 Quartz

FLASH ACCESSORIES

C50-0431	Speedlite 244T Set in Case
C50-0441	Speedlite 011A Set in Case
C50-0311	Speedlite 155A Set in Case
C50-0421	Speedlite 166A Set in Case

CODE NO.	DESCRIPTION
C50-0411	Speedlite 188A Set in Case w/Wide Adapter
CA4-2332	Wide Adapter for 188A
C50-0321	Speedlite 199A Set in Case w/Wide Adapter
C50-1481	Wide Adapter for 199A
C50-1431	Battery Magazine D
C50-1441	Synchro Cord A
C50-0301	Macrolite ML-1 Set
Y12-6725	Wide Adapter ML-1
Y19-0165	Macrolite Adapter 55
Y19-0166	Macrolite Adapter 52
Y12-6756	Tightening Ring 55
Y12-6758	Tightening Ring 52
C50-0381	Speedlite 533G Set
C50-0391	Speedlite 577G Set
C50-1561	Battery Magazine 533G
C50-1501	One-Touch Bracket G
C50-1491	Sensor Unit G20
C50-1492	Sensor Unit G100
C50-1541	Wide Adapter 533G-24
C50-1543	Wide Adapter 577G-24
C50-1542	Wide Adapter 533G-20
C50-1544	Wide Adapter 577G-20
C50-1545	Tele Adapter 533G
C50-1546	Tele Adapter 577G
C50-1571	Battery Magazine TP
C50-1581	Ni-Cd Pack TP
C50-1557	Ni-Cd Charger TP
C50-1521-221	Transistor Pack G Set (consists of Ni-Cd Pack TP, Ni-Cd Charger TP and Power Cord)
C50-1521-311	Transistor Pack G Set (consists of Battery Magazine TP and Power Cord)

MISCELLANEOUS ACCESSORIES

C50-3151	Camera Holder F4
9-00700	The ABC's of Picture-Taking Ease

CASES

CODE NO.	DESCRIPTION
C46-1161	Case S for T50 (FD 50mm f/1.8 and FD 50mm f/1.4)
C46-1162	Case L for T50 (FD 50mm f/1.2, FD 50mm f/1.2L, FD 35—70mm f/3.5—4.5)
4-10000-S1	Compartment Case A
4-10000-S3	Compartment Case DL

MACROPHOTO & CLOSE-UP ACCESSORIES

4-20601-20	Copy Stand 4
C42-0611	Copy Stand 5
4-25901-03	Handy Stand F52 Set
4-25323-01	Extension Tube FD 50 Universal in Case
4-25324-01	Extension Tube FD 25 Universal in Case
4-25325-01	Extension Tube FD 15 Universal in Case
C54-3234	58 Close-Up 500T
5-43231-01	58 Close-Up 450
5-43241-01	58 Close-Up 240
5-43251-01	48 Close-Up 450
5-43331-01	48 Close-Up 240
5-43571-00	55 Close-Up 450
5-43561-00	55 Close-Up 240
C54-3741	52 Close-Up 450
C54-3731	52 Close-Up 240

BODY COVER

C45-2031	Camera Cover R-F
----------	------------------

STRAP

5-61141-00	Neck Strap 7 with Pad
------------	-----------------------