



# FUJI GW690II/GSW690II

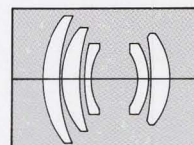
Professional Professional




FUJI GW690II Professional

Semi WIDE

90 mm

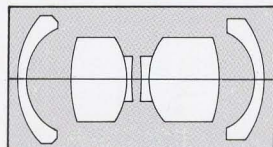


EBC Fujinon 90 mm f/3.5



Super WIDE

65 mm



EBC Fujinon SW 65 mm f/5.6



FUJI GSW690II Professional



# The New Lightweight Pros That Go Anywhere

The compact Fuji GW690II and GSW690II professional cameras combine uncanny maneuverability with high quality, large format performance.

The new Fuji 6 x 9 precision professional cameras are designed for the working photographer who needs lightweight flexibility and high-resolution imagery

An exclusive Fuji Electron Beam Coating (EBC) for added picture sharpness has been applied to both of the cameras' standard lenses, the GW690II 90 mm F3.5 wide angle Fujinon and GSW690II 65 mm F5.6 super-wide Fujinon. And to prevent lens flare, a collapsible lens hood has been built into both lens barrels.

The cameras are also equipped with two shutter buttons to minimize camera motion and facilitate vertical and horizontal shooting. A built-in shutter button lock prevents the shutter from being released accidentally

The lever type film winder turns through a two-step winding operation, the first moving through 138° and the second adjusting automatically to the film size.

For rapid shooting, a bright, easy-to-see, split-image rangefinder ensures superb picture results.



#### Other essential features:

- Hotshoe and sync socket combination for any type of flash
- Additive-type shutter release counter for pre-inspection shutter check
- Ergonomically designed grip for easier handling
- Lens shutter allows flash sync over entire shutter speed range
- Self-cocking shutter for double exposure prevention
- Switches to activate appropriate film counter (120/220)

#### FUJI GW690II/GSW690II SPECIFICATIONS

	GW690II	GSW690II
Picture size	6 x 9 cm (2-3/8 x 3-9/16 inch)	6 x 9 cm (2-3/8 x 3-9/16 inch)
Film sizes	120 half-roll (4 exp.) 120 roll (8 exp.) 220 roll (16 exp.)	
Film winding	Two-step winding operation: the first advance moves through 138° the second adjusts automatically to film size	
Film counter	Automatic reset film counter	
Shutter	#0 lens shutter T 1 to 1/500 sec.	
Lens	EBC Fujinon 90 mm f/3.5 5 compositions, 5 elements Not interchangeable Min. focus = 1 m Min. aperture: F32 Filter radius: 67φ P=0.75 Expandable lens hood built into camera lens barrel Angle of view: 58° (equiv. 35 mm f = 39mm)	EBC Fujinon-SW 65 mm f/5.6 4 compositions, 6 elements Not interchangeable Min. focus = 1 m Min. aperture: F32 Filter radius: 67φ P=0.75 Expandable lens hood built into camera lens barrel Angle of view: 76° (equiv. 35 mm f = 28mm)
Finder	Double-image super-imposing rangefinder	
	Magnification 0.75 Visibility ratio 1 m: 95% ∞ 92%	Magnification: 0.45 Visibility ratio 1 m: 93% ∞ 90%
	Base length 59 mm (Effective base length 44.3 mm)	Base length 59 mm (Effective base length 26.6 mm)
Dimensions	120(H) x 200(W) x 128(D) mm	120(H) x 200(W) x 131(D) mm
Weight	1,440 g	1,480 g
Other	Shutter shot counter Pressure plate 120 + 220 selectable. Film indicator pocket on back cover 3 strap rings can be used for both vertical and horizontal strap installation	

\* These specifications are subject to change without notice.



**FUJI PHOTO FILM CO., LTD.**  
26-30, NISHIAZABU 2-CHOME,  
MINATO-KU, TOKYO 106, JAPAN