

CODE NO. ITEM

1-21311-28	Canon EF w/lens FD 50mm f/1.8 S.C.
1-21311-29	Canon EF w/lens FD 50mm f/1.8 S.C. in case
1-21311-26	Canon EF w/lens FD 50mm f/1.4 S.S.C.
1-21311-27	Canon EF w/lens FD 50mm f/1.4 S.S.C. in case

Canon

EF

1-21311-24	Canon EF w/lens FD 55mm f/1.2 S.S.C.
1-21311-25	Canon EF w/lens FD 55mm f/1.2 S.S.C. in case
1-21311-21	Canon EF Body Only

Total Control in Any Light



SPECIFICATIONS

- **Type:** 35mm single-lens reflex AE (Automatic Exposure) camera with focal plane shutter
- **Picture Size:** 24x36mm
- **Standard Lenses:** Canon FD 55mm f/1.2 S.S.C., FD 50mm f/1.4 S.S.C., FD 50 mm f/1.8 S.C.
- **Interchangeable Lenses:** FD series for AE photography; FL series and R series for stopped-down metering
- **Viewfinder:** fixed eye-level pentaprism
- **Field-of-View:** 92% vert. and 93% hor. of actual picture area; 0.82x magnification at infinity with standard 50mm lens
- **Finder Information:** aperture scale with meter needle, over and underexposure warning marks, stopped-down metering index mark, shutter speed scale and indicator
- **Focusing Screen:** center spot microprism surrounded by plain ground glass ring and ground glass/fresnel field
- **Eyepiece Accessories:** angle finders, magnifier, 4 strengths of dioptic adjustment lenses, eyecup
- **Mirror:** instant-return type
- **Electro-Mechanical Shutter:** vertically-moving metal focal plane shutter, 1/2-1/1,000 sec. and B in 11 steps (mechanically controlled); 30-1 sec. in 6 steps (electronically controlled)
- **Shutter Speed Dial:** B, 1-1,000 sec.white marking
1/125 sec. (X sync.)orange marking
30-2 sec.yellow marking
- **Slow Shutter Speed Indicator:** Light Emitting Diode (LED) flashes when shutter speeds from 1-30 sec. are used.
- **Self-Timer:** The built-in self-timer is activated by the shutter button with a time lag of approximately 10 sec. A self-timer lock button prevents unintentional operation.
- **Exposure Adjustment:** Variable Aperture (shutter-preferred) AE with FD lenses. The aperture is adjusted automatically after shutter speed and ASA are set. Central Emphasis Metering gives an average reading of the screen brightness with more emphasis on the center portion, utilizing wide range Silicon Photocell.
- **Exposure Meter Range:** EV-2 (f/1.4, 8 sec.) to EV18 (f/16, 1/1,000 sec.) with ASA 100 film;
- **Film Speed Range:** ASA 12-3,200
- **Function of Lenses:** FD lenses: full aperture metering, coupled


- with automatic diaphragm and AE operation. FL lenses: stopped-down metering, coupled with automatic diaphragm. R lenses: stopped-down metering, manually-operated diaphragm
- **Power Source:** two 1.3V mercury batteries (Mallory PX625, Eveready EPX625)
- **Battery Check:** LED flashes when battery check button is depressed if power is sufficient.
- **AE Memory Lock:** The f/stop set by the Variable Aperture AE control may be locked in by pressing a button.
- **Flash Synchronization:** X synchronization at 1/125 sec. and below; M, MF and FP bulb synchronization at 1/15 sec. and below
- **Flash:** Built-in hot shoe has direct contacts for Canon Auto Tuning (CAT) System. The sync. terminal with a built-in cover is on the left end of the camera body.
- **Canon Auto Tuning:** Possible by combination of the Flash Auto Ring A2 or B2 and the Speedlite 133D. According to the ASA and focused distance, the aperture is adjusted automatically with the selected f/stop indicated in the viewfinder. CAT usable with these lenses: FD50mm f/1.4 S.S.C., FD50mm f/1.8 S.C., FD35mm f/2 S.S.C. and FD35mm f/3.5 S.C.
- **Multiple Exposures:** Possible by depressing the multiple exposure button while operating the winding lever. Operation may be repeated any number of times. The frame counter remains stationary during multiple exposures.
- **Lens Mount:** Canon Breech-Lock
- **Depth-of-Field Preview:** Possible by pressing the multi-purpose lever after manually setting the aperture ring and cocking the shutter.
- **Automatic Blank Shot Mechanism:** Film may be advanced to frame No. 1 by simply using the winding lever, without tripping the shutter each time.
- **Film Loading:** easy film loading with multi-slot take-up spool
- **Winding Lever:** single stroke, 120° throw, 15° standoff; Winding lever moves to standoff position when camera is turned on.
- **Film Rewinding:** Performed by the rewind button and crank.
- **Frame Counter:** S-1-38; Automatically resets when back cover is opened.
- **Dimensions:** body only: 151x96x48mm (5¹⁵/₁₆"x3³/₄"x1⁷/₈"). With f/1.4 lens: 151x96x100mm (5¹⁵/₁₆"x3³/₄"x3¹⁵/₁₆") 1,045g (2lbs. 5ozs.)

SELLING POINTS



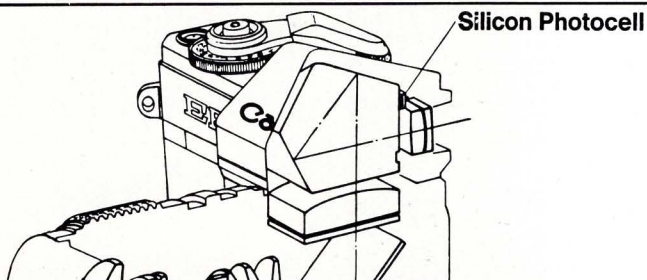
VARIABLE APERTURE AUTOMATIC EXPOSURE CONTROL

- Any photographer becomes an expert with the EF's simple, effective automatic exposure operation. The user simply sets the ASA, picks the shutter speed, focuses and shoots. The EF selects the aperture for perfect exposures every time.
- The danger of camera motion is minimal with the EF, because the user picks a shutter speed fast enough to freeze the action, and the camera picks an aperture that will give a perfect exposure.



UNIQUE ELECTRO-MECHANICAL SHUTTER

- A wide range of exposure situations can be handled easily with the EF's unique electro-mechanical shutter. It covers speeds from 1/2 - 1/1,000 sec. mechanically, so that should battery failure occur, the user still has the use of the most practical range of shutter speeds. For high accuracy, the stepped speeds of 1 - 30 sec. are electronically timed. Because power is only used for the slow shutter speed range, battery drain is minimal in the EF.



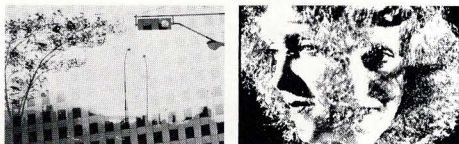
INCREDIBLE METERING SENSITIVITY

- The EF's metering cell is silicon, which is much more responsive and sensitive than conventional CdS cells. It permits metering down to the level of EV-2 (f/1.4, 8 sec.) with ASA 100 film — without the use of any additional accessories.
- Silicon cells, such as in the EF, do not suffer from "light memory" when accidentally exposed to intense light, and therefore retain accuracy at all times.
- For night photography, the EF's built-in LED (Light Emitting Diode) flashes at one-second intervals while the shutter is open, making it simple and easy to get perfect time exposures.




UNSURPASSED SERIES OF CANON LENSES

- A photographer can shoot almost anything with the range of nearly 40 Canon interchangeable lenses, from 7.5mm Fish Eye to 1,200mm Super Telephoto. Their definition and performance are unsurpassed.
- Exclusive Canon Spectra and Super Spectra (multiple) Coatings insure maximum freedom from flare, top color correction and improved contrast.
- Thanks to the Canon Floating System, FD lenses are as well corrected at near distances as when used for general work.
- All Canon lenses are as compact as possible, for added convenience in traveling and handling.



INSTANT MULTIPLE EXPOSURES

- Any number of multiple exposures is possible with the EF, in accurate registration, by simply pushing the multiple exposure button while winding the shutter. During this operation, the frame counter remains stationary.



FULL INFORMATION VIEWFINDER

- The EF's viewfinder is a true control center because shutter speed, aperture, meter needle and stopped-down index mark are all visible in the finder.



COMPLETE LINE OF ACCESSORIES FOR ANY PHOTOGRAPHIC APPLICATION

- Canon supplies a complete line of close-up and macro equipment, filters, cases, dioptic lenses and more for the EF. In addition, the Canon Auto Tuning (CAT) System offers fully automatic flash photography.
- The following Flash-Auto Rings are to be used with the designated lenses:
Flash-Auto Ring A₂ - FD 50mm f/1.8, FD 35mm f/3.5, FD 35mm f/2
Flash-Auto Ring B₂ - FD 50mm f/1.4, FD 35mm f/3.5, FD 35mm f/2

USES EASY TO FIND MERCURY BATTERIES

- For ease in replacement, the EF uses easily-obtainable mercury "button" batteries (2) rather than larger, and often difficult to find, silver oxide cells. In addition, the EF comes with a small holder for two extra batteries, which fits conveniently on the carrying case strap.

NOMENCLATURE



ACCESSORIES

VIEWFINDERS AND ACCESSORIES

CODE NO.	DESCRIPTION
5-40701-22	Magnifier S
5-41041-00	Magnifier Adaptor S
5-40712-00	Angle Finder A-2
5-40711-00	Angle Finder B
5-59212-00	Eye Cup 4S

DIOPTRIC ADJUSTMENT LENSES

5-05072-00	Dioptric Adjustment Lens S (+3)
5-05073-00	Dioptric Adjustment Lens S (+2)
5-05051-00	Dioptric Adjustment Lens S (+1.5)
5-05075-00	Dioptric Adjustment Lens S (+1)
5-05076-00	Dioptric Adjustment Lens S (+0.5)
5-05041-00	Dioptric Adjustment Lens S (0)
5-05078-00	Dioptric Adjustment Lens S (-0.5)
5-05079-00	Dioptric Adjustment Lens S (-2)
5-05081-00	Dioptric Adjustment Lens S (-3)
5-05082-00	Dioptric Adjustment Lens S (-4)

FLASH ACCESSORIES

5-00271-31	Speedlite 133D w/Flash Auto Ring A2 (for 50mm f1.8, 35mm f3.5, 35mm f2.0)
5-00271-32	Speedlite 133D w/Flash Auto Ring B2 (for 50mm f1.4, 35mm f3.5, 35mm f2.0)
5-02124-00	Flash Auto Ring A2
5-02125-00	Flash Auto Ring B2

GADGET BAGS

4-80024-00	Gadget Bag 4
4-80025-00	Gadget Bag G-1

MISCELLANEOUS ACCESSORIES

5-03111-00	Camera Holder F
5-63061-00	Release 30
5-63062-00	Release 50

CASES

4-60822-00	Case L for EF (for 55mm f1.2 lens)
4-60821-00	Case S for EF (for 50mm f1.4, f 1.8 lens)

MACROPHOTO & CLOSE-UP ACCESSORIES

4-20601-20	Copy Stand 4
4-25901-03	Handy Stand F55 set
4-26201-20	Photo Micro Unit F
4-25117-00	Macro Hood
4-25501-00	Microphoto Hood
4-25301-01	Extension Tube ABC Set
4-25301-00	Extension Tube A
4-25302-00	Extension Tube B

CODE NO. DESCRIPTION

4-25303-00	Extension Tube C
4-25304-00	Extension Tube 25
4-25305-00	Extension Tube 50
4-25311-00	Extension Tube 75
4-25312-00	Extension Tube 100
4-25313-00	Extension Tube 150
4-25314-00	Extension Tube 200
4-25315-00	Extension Tube FL15
4-25321-00	Extension Tube FL25
4-25316-01	Extension Tube M Set
4-25316-00	Extension Tube M5
4-25317-00	Extension Tube M10
4-25322-00	Extension Tube M20
4-25403-00	55 Macrophoto Coupler
4-25404-00	58 Macrophoto Coupler
4-25405-00	48 Macrophoto Coupler
4-25701-00	FL48 Macrophoto Coupler
4-25711-00	FL58 Macrophoto Coupler
4-25721-00	FL55 Macrophoto Coupler
5-42011-00	Lens Mount Converter A
5-42021-00	Lens Mount Converter B
5-42031-00	Lens Mount Converter E
5-42071-00	Lens Mount Converter P
5-43231-01	58 Close-Up 450
5-43241-01	58 Close-Up 240
5-43251-01	48 Close-Up 450
5-43331-01	48 Close-Up 240
5-43571-00	55 Close-Up 450
5-43561-00	55 Close-Up 240
5-59042-20	Bellows FL
5-59043-00	Bellows M
5-59181-00	Slide Duplicator 48
5-59181-01	Slide Duplicator 55
43-6370	Attachment Ring 48 for Slide Duplicator
43-6371	Attachment Ring 55 for Slide Duplicator
43-6372	Attachment Ring 58 for Slide duplicator

BODY COVER

4-52021-00	Camera Cover R-F
------------	------------------

STRAP

5-61131-00	Neck Strap 6 with pad
------------	-----------------------

PLEASE NOTE: For further information on accessories please see the sections as follows:

Sect. 2: Canon Interchangeable Lenses

Sect. 3: Canon F-1 System and SLR Accessories

Sect. 9: Miscellaneous Accessories Cross-Referenced (including Canon Filters, Cases, etc.)