


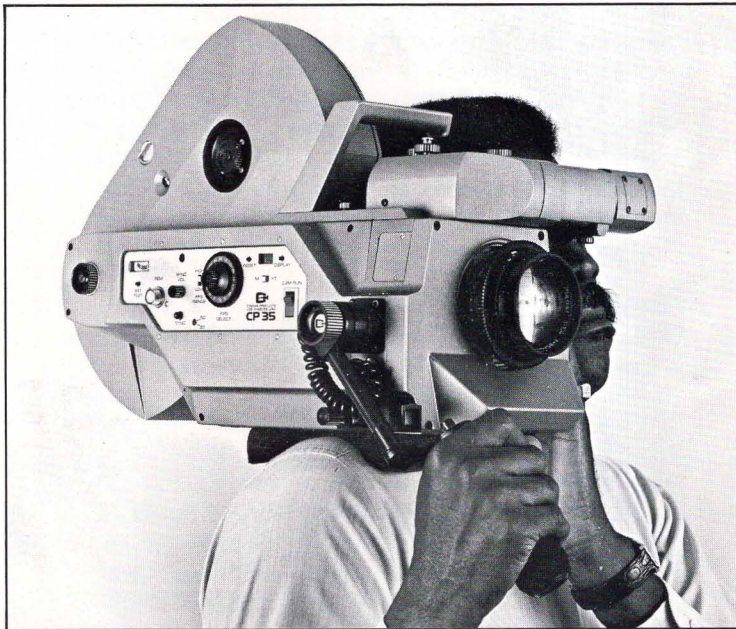


# CP35

CINEMA PRODUCTS' CP35 35MM CAMERA SYSTEM

## Specifications & Price List

Effective: October 1, 1983



**cinema  products**  
CORPORATION

*Technology In The Service Of Creativity*

2037 Granville Avenue, Los Angeles, California 90025  
Telephone: (213) 478-0711 • (213) 477-1971 • Telex: 69-1339

# CP35

CINEMA PRODUCTS' CP35 35MM CAMERA SYSTEM

## Specifications & Price List

Effective: October 1, 1983

### Specifications

#### Movement

Cam driven dual pin pulldown arm with dual pin registration located in the standard Mitchell position. Two-axis stroke adjustment with eccentric controls for independent stroke length and entry position adjustment. Retractable register pins. A manual advance knob is provided to facilitate threading. Standard aperture: .980" x .735" (full aperture on full aperture center line).

#### Shutter

Combination dual opening reflex mirror with high-efficiency focal plane cup (required for use with high-speed lenses). Standard shutter adjustable: 180/172.8/144/90/45 degrees. Internal circuitry stops the shutter automatically in the viewing position.

#### Viewfinder

Reflex viewing-focusing system with high magnification, and with high efficiency rotary mirror; extremely fine, interchangeable viewing screen. Normal or de-anamorphic optical compensation, standard. Built-in closure and two manually-introduced contrast viewing filters. Large pupil eyepiece with diopter adjustment and lock. Eyepiece rotation through 360 degrees provides erect image at all times. 1:1 extension system for tripod use. Auxiliary video viewing optional.

#### Lenses

The Camera incorporates either the standard BNCR lens mount or the optional PL mount, with anamorphic locating pin. Accepts all BNC or PL reflex mounted lenses. BNCR lenses offered include the Canon aspheric prime lenses, Todd AO-35 high-speed anamorphic lenses, and professional 35mm zoom lenses (such as Angenieux, etc.). In addition, Arri 'B' and Arri 'S' to CP35 BNCR mount adapters allow acceptance of Zeiss Super Speeds, Cooke Speed Panchros, etc.

#### Drive Motor

A completely self-contained crystal-controlled drive motor with step-variable crystal derived speeds ranging from 6-120 fps, including 24, 25, and 30 fps, forward or reverse. As an accessory, the camera can be provided with an auxiliary, continuously variable remote speed control that provides a range of 6 to 120 fps. Three "out-of-sync" warnings are provided: one audible (with volume control) and two visual, one in the viewfinder and one on the camera control panel. All camera control circuitry is internal to the camera, modular in design, and easily removed for service and calibration.

#### Power

The entire camera system operates from a power source of 12 to 32 VDC. (A power source of 24 to 32 volts is required for 64 to 120 fps operation.) Various battery packs and chargers are available as standard accessories. A unique feature is the availability of an "on-board" battery (which provides 2000 feet of filming at 24 or 25 fps), making the camera completely self-contained for handheld operation. Battery condition indicators are provided via a low battery light in the viewfinder and a battery condition meter located on the control panel.

#### Magazines

CP35 "quad" (quick acting displacement) magazines are available in 500 foot and 1000 foot capacities. In addition, a reverse run "quad" magazine is available in 400-foot. Magazines feature steel toe and heel plates (for minimum wear), ultra lightweight housing, single-latch removable cover, footage remaining indicator, anti-spill brake on the supply spindle, and easily cleaned velvet light trap rollers. Magazines are installed on the camera via a positive locking, snap-action latch mechanism. The camera also accepts standard Mitchell 1000 ft. magazines.

#### Weight

The CP35 camera system, with 500-foot magazine, weighs 19 pounds approximately. The camera system, complete with 500-foot magazine, full film load, prime lens and on-board battery, weighs approximately 25 pounds.

#### Additional Features

Servo-type wireless and/or cable-operated focus, iris and zoom controls with interchangeable calibration rings. Lightweight swing-away matte box. Camera level and LED illuminated footage counter with long term memory (reading in feet or meters) are standard features. The CP35 also features unitized construction, modern appearance, baked epoxy finish, and human engineered detail.

#### Accessories

A wide range of viewing screen combinations, matte boxes, filters, lens control systems, batteries, chargers, lenses, interchangeable aperture mattes, carrying cases, video-assist cameras and LED viewfinder exposure meter are all available. Single frame and/or reverse running capabilities are also available options. The CP35 is adaptable to optical or magnetic time code.

# CP35

## Specifications & Price List

CINEMA PRODUCTS' CP35 35MM CAMERA SYSTEM

Effective: October 1, 1983

<b>3C351</b>	<b>CP35 Camera Complete.</b> Includes built-in self-contained crystal-controlled drive motor with step variable crystal derived speeds ranging from 6-120 fps including 24, 25, and 30 fps; erect image orientable viewfinder with normal or de-anamorphic optical compensation; BNCR-type lens mount; 1.85/Academy ground glass (3L341), handgrip, case. <b>Features</b> <input type="checkbox"/> Unitized construction <input type="checkbox"/> Cam driven dual pin pulldown arm with dual registration, located in the standard Mitchell position. <input type="checkbox"/> Reflex 180° adjustable mirror shutter. <input type="checkbox"/> Modular and internal camera control circuitry. <input type="checkbox"/> LED illuminated footage display with long term memory.	<b>\$28,500.00</b>
<b>3C354</b>	CP35 'PL' Camera Complete. Same as above, except includes PL lens mount in place of BNCR.	<b>28,500.00</b>

### Accessories for the CP35

<b>3G599</b>	Quad 500 ft. Quick Loading Displacement Magazine.	<b>1800.00</b>
<b>3G112</b>	Quad 1000 ft. Displacement Magazine.	<b>2000.00</b>
<b>3L348</b>	1000 ft. Magazine Throat Adapter — adapts existing 1000 ft. Mitchell type magazines to CP35.	<b>475.00</b>
<b>3G330</b>	Quad 400 ft. Reversible Displacement Magazine.	<b>2000.00</b>
<b>3L341</b>	Ground Glass, 1.85/Academy.	<b>75.00</b>
<b>3L342</b>	Ground Glass, 2.35/Academy.	<b>75.00</b>
<b>3L343</b>	Ground Glass, 1.66/Academy.	<b>75.00</b>
<b>3L344</b>	Ground Glass, TV Safe/Academy.	<b>75.00</b>
<b>3S500</b>	Lightweight Matte Box Assembly, Swing-away type. Holds 2 each 4½ round filters.	<b>1800.00</b>
<b>3L470</b>	Universal Studio Matte Box. Includes holders for 2 each 4 x 5.65" filters in a fully rotatable stage and 3 each 138mm round filters. This system is compatible with Moviemax, EC-35, and Arriflex cameras. For CP35, 3L356 & 3L604 also required.	<b>2400.00</b>
<b>3L356</b>	Bridge Plate, for use with Universal Studio Matte Box & CP35.	<b>450.00</b>
<b>3L604</b>	Universal Studio Matte Box Rods and L Bracket, for CP35.	<b>225.00</b>
<b>3L349</b>	Handgrip Assembly, as spare.	<b>250.00</b>
<b>3L350</b>	Remote Speed Control, 24 fps.	<b>350.00</b>
<b>3L351</b>	Remote Speed Control, 25 fps.	<b>350.00</b>
<b>3L352</b>	Eyepiece Extension Tube Assembly.	<b>1500.00</b>
<b>3S030</b>	Lens Mount Adapter, Arri B to BNCR. Allows CP35 to accept all popular Arri B mounted lenses such as Zeiss Super Speeds and Cooke Speed Panchros.	<b>375.00</b>
<b>3S702</b>	Lens Mount Adapter, Arri 'S' to BNCR.	<b>275.00</b>
<b>3E410</b>	BNCR Camera Lens Port, as spare. Includes factory installation.	<b>1800.00</b>
<b>3E411</b>	PL Camera Lens Port, as spare. Includes factory installation.	<b>1800.00</b>

### Power Supplies and Chargers

<b>3L345</b>	NC-15, Slip-in Onboard Nicad Battery Pack.	<b>\$ 400.00</b>
<b>3L346</b>	NCC-15 Charger, for NC-15 Battery.	<b>360.00</b>
<b>3L347</b>	NC-15 30V Power Adapter. For use with external 30V battery, required for operation at speeds over 48 fps. Requires power cable.	<b>400.00</b>
<b>3J500</b>	Power Cable, Cine 60 Battery Pack to CP35.	<b>120.00</b>
<b>3J501</b>	Power Cable, Underterminated to CP35.	<b>100.00</b>
<b>3K102</b>	LA-2 Battery Pack. Contains maintenance-free sealed lead acid "gel cells."	<b>650.00</b>
<b>3K106</b>	LAC-2 Battery Charger. For use with LA-2 Battery Pack. Provides constant charge up to predetermined voltage. Works on 100, 110, 220, and 240 volts, 50/60 Hz.	<b>500.00</b>
<b>3Y802</b>	Replacement Cells, Set of 10. For LA-2 Battery. Price includes installation.	<b>400.00</b>
<b>4K111</b>	Cine 60 Power Belt, 30V. With built-in 115-volt charger.	<b>630.00</b>
<b>4K113</b>	Cine 60 Power Belt, 30V. With built-in 220-volt charger.	<b>650.00</b>
<b>4K127</b>	Cine 60 Fast Charge Power Belt, 30V. With built-in over night 115-volt charger. Accepts 5K181 Fast Charger.	<b>675.00</b>
<b>4K128</b>	Cine 60 Fast Charge Power Belt, 30V. With built-in over night 220-volt charger. Accepts 5K183 Fast Charger.	<b>700.00</b>
<b>5K181</b>	Cine 60 Fast Charger, 115V (external). Charges all 115V Cine 60 Fast Charge Power Belts in 1 hour. For use with 4K127.	<b>350.00</b>
<b>5K183</b>	Cine 60 Fast Charger, 220V (external). Charges all 220-volt Cine 60 Fast Charge Power Belts in 1 hour. For use with 4K128.	<b>360.00</b>

### Cases

<b>3H015</b>	Case, Camera Body.	<b>350.00</b>
<b>3H020</b>	Case, holds (2) 500 ft. magazines.	<b>220.00</b>
<b>3H402</b>	Case, holds (2) 1000 ft. magazines.	<b>220.00</b>

### Prime Lenses\*

<b>3P118</b>	18mm Canon K-35 Aspheric Lens, T/1.6 in BNCR mount.	<b>5500.00</b>
<b>3P111</b>	24mm Canon Aspheric Lens, T/1.6 in BNCR mount.	<b>3850.00</b>
<b>3P115</b>	35mm Canon Aspheric Lens, T/1.4 in BNCR mount.	<b>3850.00</b>
<b>3P126</b>	55mm Canon Aspheric Lens, T/1.4 in BNCR mount.	<b>2860.00</b>
<b>3P142</b>	85mm Canon Aspheric Lens, T/1.4 in BNCR mount.	<b>2860.00</b>
<b>3H174</b>	Case for Canon Prime Lenses, holds 5 lenses & accessories.	<b>330.00</b>
<b>3S231</b>	CP Series 9 Filter Holder & Retaining Ring, for Canon lenses.	<b>75.00</b>

# CP35

## Specifications & Price List


CINEMA PRODUCTS' CP35 35MM CAMERA SYSTEM

Effective: October 1, 1983

### Zoom Lenses\*


<b>3N125</b>	25-250mm Angenieux, T/3.9 in BNCR mount, supplied in case.	<b>\$ 10,725.00</b>
<b>3N120</b>	20-120mm Angenieux, T/2.9, HEC in BNCR mount, supplied in case.	<b>20,890.00</b>
<b>3N163</b>	Cooke Varotal 20-100mm Zoom Lens, T/3.1.	<b>18,000.00</b>
<b>3N168</b>	Cine Varotal 25-250mm Zoom Lens, T/4.	<b>15,000.00</b>

\*Note: The lenses listed here can be interchanged between any 35mm camera with a BNCR mount. They will fit the Moviecam, XR35, BNC/SPR, NC/SPR, Hard Front Arriflex IIC, and Hard Front Mitchell Mark II/S35R, as well as the CP35.



### TODD AO-35 Lenses

<b>3N100</b>	40-240mm TODD-AO Anamorphic, T/4.1 in Arri B mount (HEC).	<b>26,000.00</b>
<b>3S100</b>	TODD-AO Anamorphic Adapter, in Arri B mount for either Canon 25-120; Varotal 20-100; or Angenieux 20-120.	<b>6500.00</b>
<b>3S101</b>	TODD-AO Anamorphic Adapter, in BNCR mount for either Canon 25-120 or Varotal 20-100.	<b>6500.00</b>
<b>3P024</b>	24mm TODD-AO Hi-speed Aspheric Anamorphic Lens, T/1.6 in BNCR mount.	<b>16,500.00</b>
<b>3P035</b>	35mm TODD-AO Hi-speed Aspheric Anamorphic Lens, T/1.4 in BNCR mount.	<b>15,000.00</b>
<b>3P055</b>	55mm TODD-AO Hi-speed Aspheric Anamorphic Lens, T/1.4 in BNCR mount.	<b>15,000.00</b>
<b>3P085</b>	85mm TODD-AO Hi-speed Aspheric Anamorphic Lens, T/1.4 in BNCR mount.	<b>15,000.00</b>



### Video Assist

<b>3L259</b>	Cinevid Video Assist for CP35 cameras.	<b>6500.00</b>
--------------	----------------------------------------	----------------

Prices and specifications subject to change without notice.  
Prices F.O.B. Factory (Los Angeles, California).

**Cinema Products**  
CORPORATION

*Technology In The Service Of Creativity*

2037 Granville Avenue, Los Angeles, California 90025  
Telephone: (213) 478-0711 • (213) 477-1971 • Telex: 69-1339

Printed in U.S.A.