

ZEISS  
IKON



Contax




## *Every photographer's aim*

is to own a camera with which he can master any photographic problem that may arise. Pictures that are really worth while, that have punch and originality, are generally also the most difficult to get and call for an exceptional camera. In the CONTAX, ZEISS IKON of Stuttgart (West Germany) have produced such a camera, which thanks to its technical superiority can be relied upon to cope with any situation. It its




*the camera for the photographer who is ready to tackle any subject!*





Instantaneous exposures at dusk and thrilling sports pictures are within its scope just as surely as artistic portraits and tricky close-ups. Climbers carry one with them into the below-zero temperatures of high altitudes; it is the explorer's companion on tropical expeditions. All over the world amateurs and professionals value this well-tried camera, for with it they can get exceptional pictures. Why can the CONTAX do all this? The following pages will tell you.



ZEISS  
IKON



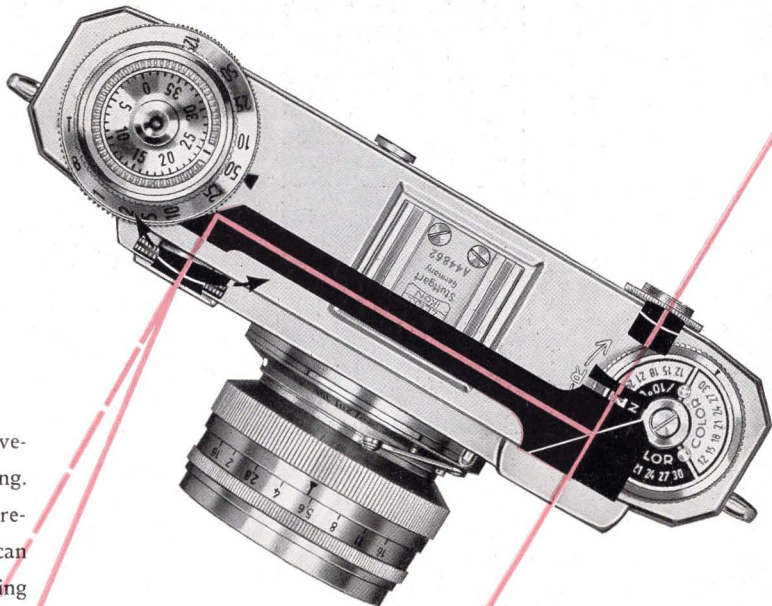


*Eyes and hands remain in the same position for focusing and exposure*



# Rangefinder

For successful action shots involving rapid movement it is important to lose no time in focusing. The focusing images in the CONTAX are therefore visible in the viewfinder. The subject can thus be kept in sharp focus while it is being centered in the finder. The controls are so arranged that they can be operated by two fingers only. While the middle finger of the right hand operates the focusing mechanism, the index finger is poised ready on the release button. The base of the rangefinder, which is built into the camera body out of harm's way and works on the swinging wedge principle, is exceptionally long. Accuracy of focusing has thus been considerably increased. To enable persons with defective eyesight to use the rangefinder without spectacles, correction lenses may be inserted in the eyepiece. The rangefinder is coupled to all CONTAX lenses. Depth of field may be easily read off the depth of field scale.



***One glance  
is sufficient  
to check  
the view and focus***



*unsharp*

*sharp*



ZEISS  
IKON

# Contax IIa



The appearance of the **CONTAX** alone will attract you


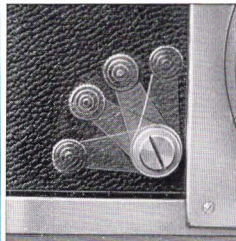

The diagram shows  
the outside measurements  
Weight of body: 18 $\frac{1}{4}$  oz  
(520 grams)

**CONTAX IIa**  
with 2" (50 mm.)  
**TESSAR f/3.5**  
Cat. No. 563/24 L

with 2" (50 mm.)  
**SONNAR f/2**  
Cat. No. 563/24 N

with 2" (50 mm.)  
**SONNAR f/1.5**  
Cat. No. 563/24 J



**1****2****3****4**

## The winding knob — and what it does

**1** The main function of the winding knob is to wind the *all-metal focal plane shutter*. The shutter is impervious to heat and cold and operates almost noiselessly and without jerking. Whether wound or not it can be set for exposures from 1 to  $\frac{1}{1250}$  second, besides time exposures (B and T). How it is synchronised for all types of flash is explained on a later page.

**2** The action of winding the shutter simultaneously serves to *transport the film*. The film counter automatically moves on to the next number. Under the knob is a ring with which all exposure times are set. In the centre is the release button, so designed that both double and overlapping exposures are impossible.

**3** The *self-timer* enables you to include yourself in the picture. It may also be used to avoid camera-shake with hand-held exposures of  $\frac{1}{8}$  or  $\frac{1}{10}$  second. It is also handy when working from a tripod if you don't happen to have a cable release with you. A useful feature is the ability to adjust the delay by varying the setting of the small tensioning lever on the front of the camera body.

**4** The *rewind knob*, with which the film is returned to the feed cassette, also has special features. By turning it you can tell whether the camera is loaded with film. It is also fitted with a *film indicator*, which is especially valuable when changing frequently from black-and-white to colour film. Both the type and speed of the sensitive material with which the camera is loaded may be read off from the indicator.



# Contax III a

1932



In 1932 the great gamble came off; the first **CONTAX** appeared on the market. **ZEISS IKON** designers continued to develop this camera until they achieved today's masterpiece of mechanical and optical precision, which enjoys a world-wide reputation.



**Dimensions:** 5 $\frac{1}{4}$  x 3 $\frac{1}{4}$  x 1 $\frac{7}{16}$ "

**Weight of body:** 21 $\frac{1}{4}$  oz  
(600 grams)

**CONTAX III a**  
with 2" (50 mm.)  
**TESSAR f/3.5**  
Cat. No. 564/24 L

with 2" (50 mm.)  
**SONNAR f/2**  
Cat. No. 564/24 N

with 2" (50 mm.)  
**SONNAR f/1.5**  
Cat. No. 564/24 J

**CONTAX III a with built-in exposure meter**



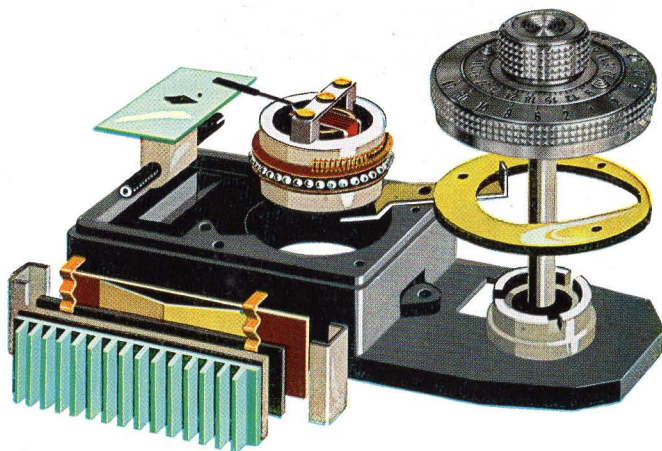
## ***Exposure meter***

Wrong exposure, especially with colour film, means spoiled pictures. The built-in photo-electric exposure meter of the CONTAX IIIa enables you to avoid this source of error. Whatever the lighting conditions, it gives an accurate and immediate exposure reading for any aperture, and vice versa. The reading is retained on the setting ring, so that there is no need to take another one if for example you wish later on to alter the shutter speed or lens aperture. The meter is designed for use with colour film and gives a direct reading without need for calculation.


A built-in exposure meter is much better protected than a separate instrument—and you cannot forget it.

***ZEISS IKON has nearly 20 years' experience with built-in exposure meters.***

***The CONTAX IIIa has benefited from this rich store of experience.***



***Exploded view of the exposure meter***



***If you wish you can have your CONTAX IIa converted into a model IIIa (Ask for further details)***

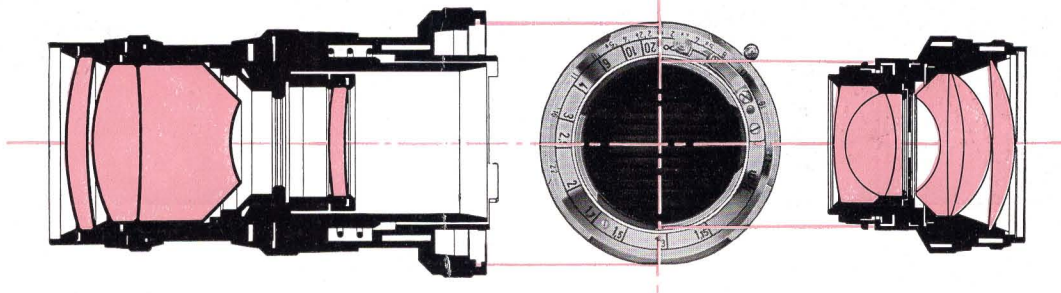
# The interchangeable Contax Lenses

The various CONTAX lenses have one feature in common; they are noted throughout the world for sharpness of definition. With their wide apertures—up to  $f/1.5$ —full colour correction, and anti-reflection coating they can tackle any subject. All lenses, both short and long focus, have the well-tried *bayonet mount* and are coupled to the rangefinder. The CONTAX is always ready for action in a moment.

Long focus (telephoto) lenses give enlarged pictures of distant subjects, while short focus

(wide-angle) lenses cover larger areas at short distances. The difference of perspective obtained provides ample scope for interesting composition. The wide-angle  $13/16''$  (21 mm.)  $f/4.5$  and  $13/8''$  (35 mm.)  $f/2.8$  BIOGON lenses, and the low-priced  $13/8''$  (35 mm.)  $f/3.5$  PLANAR, are also very useful for snapshot work by virtue of their great depth of field. The  $2''$  (50 mm.)  $f/1.5$  SONNAR is outstanding among the lenses of standard focal length for its remarkably wide aperture. Among the long focus lenses there are available the low-priced  $33/8''$  (85 mm.)  $f/4$  TRIOTAR and the  $33/8''$  (85 mm.)  $f/2$  SONNAR the latter being particularly suitable for theatre photography. The  $53/8''$  (135 mm.)  $f/4$  SONNAR is a still more powerful telephoto lens. Lenses of  $113/4''$  (300 mm.) and  $193/4''$  (500 mm.) focal length are available for special purpose (Prices on application).

***The lenses are inserted or removed by turning them through less than 90°***








**13/16''**  
(21 mm.)

**ZEISS BIOCON f/4.5**



**Cat. No. 563/013 A**

*see also page 22*




**1 3/8''**  
(35 mm.)

**ZEISS BIOCON f/2.8**




**Cat. No. 563/09 T**

**ZEISS PLANAR f/3.5**



**Cat.No.563/014B**



**2''**  
(50 mm.)

**ZEISS SONNAR f/1.5**



**Cat. No. 543/60 J**

**ZEISS SONNAR f/2**



**C.No. 543/59 N**

**ZEISS TESSAR f/3.5**



**C. No. 543/00 L**



**3 3/8''**  
(85 mm.)

**ZEISS SONNAR f/2**



**Cat. No. 563/05 O**

**ZEISS TRIOTAR f/4**




**Cat.No.543/02K**



**5 3/8''**  
(135 mm.)

**ZEISS SONNAR f/4**



**Cat. No. 543/64 R**





ZEISS  
IKON



# Colour Photography


The world-renowned, fully colour-corrected CON-TAX lenses give first-class results on colour film. The CONTAX also has other features which make colour photography easy. The *two cassette method* obviates tiresome rewinding and enables you to unload partly exposed films even in daylight. You are thus always able to use the film which is most suitable for your subject. Changing films is further simplified by the *detachable back*. The spool chambers and film-channel are easily accessible and easy to keep clean. *CONTAX cassettes* are especially designed for use with the CONTAX. The action of opening the locking keys on the camera back automatically closes the cassettes, so that when the back is lifted away the film is always protected against fogging by stray light.

CONTAX cassette with core and metal container:


Cat. No. 540/1



Black-and-white film - Reversal film - Colour film



ZEISS  
IKON




*black: 1 - 1/25 second  
for ordinary flashbulbs*

*yellow (white): 1/50 second  
for electronic flash*

*red: 1/100 - 1/1250 second  
for long-peak flashbulbs*

## ***Flash Photography-fully synchronised***

If the light is insufficient for an instantaneous exposure, you can use flash. Of course the flash must be fired by the camera shutter. With the CONTAX all types of flash may be used in spite of the focal plane shutter. It is only necessary to set the shutter speed according to the type of flash in use (see above). If the setting ring is set to one of the speeds marked in red, the firing delay is automatically correct for long-peak (FP-type) flashbulbs. Electronic flash and ordinary (M-type) flashbulbs may be used with equal ease. The synchroniser is best connected to the flash socket of the CONTAX through a right-angle plug (Order No. 1340), to leave a clear view through the viewfinder.







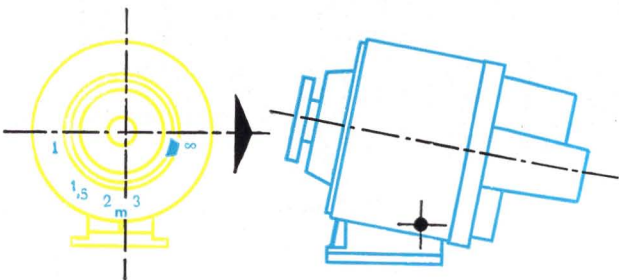
For flash photography with the CONTAX use a ZEISS IKON IKOBLITZ flashgun or IKOTRON electronic unit. Ask for special pamphlet.



# Contax Finders



## Parallax corrections at short distances



### Wide-Angle Finder

Two separate models for  $1\frac{3}{8}$ " (35 mm.) and  $1\frac{1}{16}$ " (21 mm.) focus lenses. The  $1\frac{1}{16}$ " finder has a shoe for attaching a spirit-level.

For  $1\frac{3}{8}$ " (35 mm.) lens Cat. No. 432/05  
For  $1\frac{1}{16}$ " (21 mm.) lens Cat. No. 435

### Finder Mask

This is fitted over the finder front window and restricts the field of view for the  $3\frac{3}{8}$ " (85 mm.) and  $5\frac{3}{8}$ " (135 mm.) focus lenses. The advantage of the combined range and viewfinder is thus retained.

Cat. No. 563/03

### Multiple Finder

This gives a clear and accurate view of the exact field of the  $3\frac{3}{8}$ " (85 mm.) and  $5\frac{3}{8}$ " (135 mm.) lenses.

Cat. No. 438



Leather case

Cat. No. 773

### Universal Finder

When the revolving disc is turned the image area remains constant but the scale of reproduction of the subject changes to match the focal length of the various CONTAX lenses. With leather case

Cat. No. 440






## **STEREO Photography**

It is impossible to imagine the fascination of stereo pictures if you have never seen one. People and objects seem to be standing right in front of you, and you feel that you are in the picture yourself. Making stereo pictures is simplicity itself. You place the attachment with its two special  $1\frac{3}{8}$ " (35 mm.) f/3.5 lenses, which are coupled to the rangefinder like all CONTAX lenses, in the bayonet mount and slide the special finder into the accessory shoe. For distances over 8 ft. (2.5 metres) a prism attachment is placed in front of the lenses. For close-up stereo pictures three Stereo-PROXAR lenses are available, with which objects as near as about 8" (20 cms.) may be photographed. The correct field of view is then determined by means of the CONTAMETER close-up rangefinder. Together with the equipment for mounting viewing and projection of transparencies, the STEREOTAR provides a carefully-planned CONTAX STEREO SYSTEM (in preparation).

	Cat. No.
STEREOTAR stereo attachment	810
Stereo finder for Stereotar	420
Set of Stereo PROXAR lenses for 20" (50 cms.), 12" (30 cms.) and 8" (20 cms.)	925/50/30/20
Leather case for Stereotar, finder and Proxars	1243
Stereo mask assortment (set of 50)	1503



# Close-up photography with the Contax



Close-ups have a fascination all their own. Small objects greatly magnified produce unusual pictures. The number of subjects that present themselves to the CONTAX owner is inexhaustible. ZEISS PROXAR lenses for distances of 20" (50 cms.) and 12" (30 cms.) provide the simplest means of taking close-ups. As the distance and field of view are determined by special tables, only static subjects can be photographed, with the CONTAX on a tripod.

Cat. No. 916/05 and 916/1

## **CONTATEST**

If you wish to retain the ease of operation of the CONTAX in close-up work, you should choose the **CONTATEST optical close-up focusing attachment**, with which you can approach to within 20" (50 cms.) of the subject. The field of view and subject distance are observed in the usual way in the finder, so that there is no difficulty in making hand-held close-ups.

Cat. No. 443


The **CONTAPROX close-up adaptor** (for use with a tripod) is designed for special purposes. The image is composed and focused on a ground glass screen. The exposure is made with the aid of a focusing head incorporating a non-interchangeable 2" (50 mm.) f/3.5 ZEISS TESSAR lens. The adaptor can be focused from infinity to same-size reproduction.

Cat. No. 1450

The **CONTAPROX II** has a focusing thread in place of a focusing head, which accepts all 2" (50 mm.) focal length CONTAX lenses (not those of Jena manufacture).


Cat. No. 1451

The addition of a table-clamp, column and tripod head converts the CONTAPROX into a handy copying outfit. Further details of the many uses of the CONTAPROX are given in a special pamphlet.



**CONTAPROX II**





### **CONTAMETER**

The *CONTAMETER optical close-up rangefinder* meets all the requirements of the amateur who wishes to make rapid close-up photographs at very short distances. Instantaneous shots of beetles, caterpillars, moths etc., are its strong point. The field of view is seen brilliantly clear in the *CONTAMETER* rangefinder. There is automatic parallax correction. The three *PROXAR* lenses are designed for distances of 20" (50 cms.), 12" (30 cms.), and approximately 8" (20 cms.).

*CONTAMETER* close-up rangefinder with 3 supplementary lenses in case. Cat. No. 439

***CONTAX close-up photograph***



*Handsome leather cases protect the **CONTAX** and its accessories*



Ever-ready case for  
CONTAX IIA and IIIa

Cat. No. 1215/24

Universal case

Cat. No. 1240/24

Lens prices include leather bag.

Bags are also supplied separately:

for all 2" (50 mm.) lenses Cat. No. 764

for 3<sup>3</sup>/<sub>8</sub>" (85 mm.) Sonnar Cat. No. 762

for 3<sup>3</sup>/<sub>8</sub>" (85 mm.) Triotar  
or 5<sup>3</sup>/<sub>8</sub>" (135 mm.) Sonnar Cat. No. 760

for 1<sup>3</sup>/<sub>16</sub>" (21 mm.)  
or 1<sup>3</sup>/<sub>8</sub>" (35 mm.) Biogon Cat. No. 763

Leather hold-all cases with carrying-strap accommodate filter, lens-hood and one lens:

for 3<sup>3</sup>/<sub>8</sub>" (85 mm.) Sonnar Cat. No. 776

for 3<sup>3</sup>/<sub>8</sub>" (85 mm.) Triotar Cat. No. 777

or 5<sup>3</sup>/<sub>8</sub>" (135 mm.) Sonnar Cat. No. 777

Leather case for lens-hood Cat. No. 780

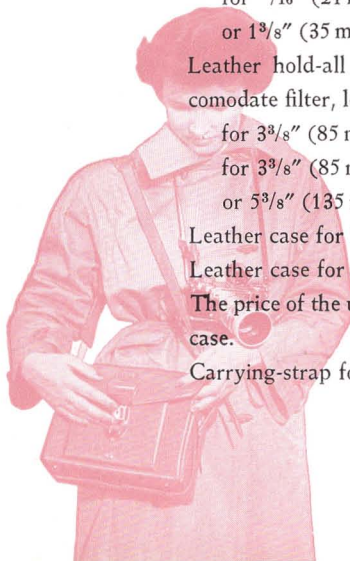
Leather case for multiple finder Cat. No. 773

The price of the universal finder includes leather case.

Carrying-strap for camera Cat. No. Tr. 500

The handsome Omnica universal case provides space for a wide range of CONTAX equipment and each accessory is always ready at hand.

Cat. No. 1241/24





### **ZEISS IKON PRECISION FILTERS**

Yellow, yellow-green, orange, red, UV and blue (IKOLOR) filters

40.5 mm. diameter screw-in mount for 2" (50 mm.) Tessar, 2" and 5<sup>3</sup>/<sub>8</sub>" (135 mm.) Sonnar, 3<sup>3</sup>/<sub>8</sub>" (85 mm.) Triotar, 1<sup>3</sup>/<sub>16</sub>" (21 mm.) and 1<sup>3</sup>/<sub>8</sub>" (35 mm.) Biogon, focusing head and Stereotar 354  
49 mm. diameter screw-in mount for 3<sup>3</sup>/<sub>8</sub>" (85 mm.) Sonnar 383

### **ZEISS BERNOTAR**

**POLARISING FILTER** (in leather case)

42 mm. diameter slip-on mount for 2" (50 mm.) Tessar, 2" and 5<sup>3</sup>/<sub>8</sub>" (135 mm.) Sonnar, 3<sup>3</sup>/<sub>8</sub>" (85 mm.) Triotar, 1<sup>3</sup>/<sub>16</sub>" (21 mm.) and 1<sup>3</sup>/<sub>8</sub>" (35 mm.) Biogon, focusing head and Stereotar 332  
51 mm. diameter slip-on mount for 3<sup>3</sup>/<sub>8</sub>" (85 mm.) Sonnar 333

### **LENS-HOODS**



40.5 mm. diameter slip-on mount for 2" (50 mm.) Tessar and Sonnar 1119  
40.5 mm. diameter slip-on mount for 3<sup>3</sup>/<sub>8</sub>" (85 mm.) Triotar and 5<sup>3</sup>/<sub>8</sub>" (135 mm.) Sonnar 1118  
49 mm. diameter slip-on mount for 3<sup>3</sup>/<sub>8</sub>" (85 mm.) Sonnar 1120

### **MISCELLANEOUS**

Special cable release with lock 1312/24  
Right-angle plug for flashgun connection 1340  
Viewfinder correction lenses for defective eyesight 901  
CONTAX cassette with spool core 540/1  
Spool core only 540/5  
CONTAX take-up spool 563/01  
IKOBLITZ 0 capacitor flashgun in case 1316  
IKOBLITZ III capacitor flashgun 1369  
IKOTRON electronic flash unit, complete 1314  
MOVILUM universal lighting unit 1310

### **For CONTAX IIa only:**

IKOPHOT photo-electric exposure meter with leather case, diffusing disc and safety chain 1329



**IKOBLITZ 0**

**IKOBLITZ III**

**IKOPHOT**

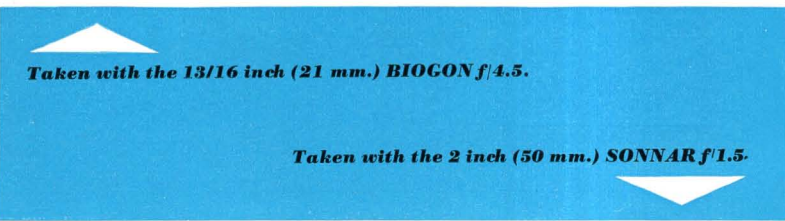
# Contax Accessories



**The 13/16 inch  
ZEISS BIOGON f/4.5**



**Ultra Wide-angle lens**

For the first time the new BIOGON lens combines an extreme image angle of  $90^\circ$  with the high maximum aperture of  $f/4.5$ , yet provides excellent illumination of the negative area and outstanding correction of all aberrations already at full aperture. Now even hand-held colour shots are possible with



**Taken with the 13/16 inch (21 mm.) BIOGON f/4.5.**

**Taken with the 2 inch (50 mm.) SONNAR f/1.5.**



an angle of view of  $90^\circ$ . The complete freedom from distortion with this lens is of special importance for the architectural photographer, while the great depth of field is particularly valuable in candid and action shots. The BIOGON is fitted with a bayonet mount and is coupled with the rangefinder. A special finder indicates the exact subject field covered. For list numbers see pages 11 and 16.



The range of special equipment available makes the CONTAX a valuable aid in scientific, research, technical and medical work. With the **PAN-FLEX reflex attachment** the field of view and focus may be observed up to the last moment before exposure. Extension tubes may be used to reproduce the subject larger than actual size. To enable the PANFLEX to be focused on infinity, a new  $4\frac{1}{2}$ " (115 mm.) TESSAR f/3.5 lens has been designed with pre-selector iris diaphragm.

With one extension tube the PANFLEX may be used to focus the  $11\frac{3}{4}$ " (300 mm.) and  $19\frac{3}{4}$ " (500 mm.) **telephoto lenses**.

**Panflex with  
Contax II a  
and  
 $5\frac{8}{8}$ " (135 mm)  
f/4 Sonnar**



**The copying outfits** serve many purposes. Besides copying pictures and documents they can also be used for macrophotography of such objects as parts of plants and details of technical subjects. A rapid series of exposures may be made by means of the **rotating stage plate**. **The large copying outfit** is primarily intended for laboratory use and is fitted with a lighting unit, while the **portable copying outfit** is particularly handy for use in field botany. A special adaptor enables the CONTAX to be used for **photomicrography**. Further details may be obtained from any photographic dealer handling the CONTAX.



***The CONTAX  
and of course  
the numerous other  
ZEISS IKON cameras  
made in West Germany  
will be gladly  
demonstrated without obligation by:***

**Z e i s s I k o n A G . S t u t t g a r t**