










# Canon

A woman with dark hair and a smile is holding a silver Canonflex RM camera. She is wearing a green dress with white polka dots. The camera is a rangefinder type with a large lens and various controls visible. The background is a solid green color.










**New Size . . .**  
**New Speed . . .**  
**New Camera . . .**

# Canonflex RM











## THE PERFECTION OF A RELIABLE MECHANISM

Canonflex RM is a single-lens reflex camera that ranks among the top level cameras of the world. With its precision mechanism, comparable to the deluxe Canon 7 range-viewfinder type dream camera, it is creating a sensation in the camera world.

The well-known Super Canomatic mechanism with focal plane shutter is a unique product developed by Canon after long years of research and is a perfection of the optical techniques which produced the superb interchangeable lenses.

In the field of the single-lens reflex camera there are a number of interchangeable lenses which faithfully reproduce what is seen through the viewfinder and which also allow an abundant variety of expressions. You will enjoy photography when you use a Canon camera.

Now, what makes this new Canonflex RM so outstanding?


Make your selection after studying the catalogue carefully!

## INTRODUCTION OF THE FASTEST STANDARD LENS


### Super Canomatic Lens R 58mm F 1.2

The high-speed standard lens, Super Canomatic Lens R 58mm F 1.2, long-awaited by the single-lens enthusiasts, is now available. It consists of 7 elements in 5 components. The lens has been designed to supplement the popular Super Canomatic Lens R 50mm F 1.8. The sharpness of Super Canomatic Lens R 58mm F 1.2 is something out of this world, and Canonflex RM using this very fast lens will give you faultless service in photography.





Microphotography with Canonflex RM




Canon 800mm Extra-Long-Telphoto  
Lens and RM



Canonflex RM and Copy Stand






Bellows R, RM and Copy Stand



Canon Photo Oscilloscope Unit and RM







- (1) Rewind Crank
- (2) Guide Line
- (3) Zero Point of Exposure Meter
- (4) Indicator Needle
- (5) Film Counter
- (6) Shutter Release Button
- (7) Shutter Speed Dial
- (8) Film Speed Indicator Window
- (9) Film Speed Setting Ring
- (10) Light Meter Window
- (11) Self-Timer
- (12) Super Canomatic Lens R
- (13) Bayonet Ring



- (14) Super Canomatic Aperture Ring
- (15) Manual Aperture Setting Ring
- (16) Focusing Ring
- (17) Distance Scale
- (18) Canon Direct Socket for Flash Unit
- (19) Rewind Button
- (20) Tripod Socket
- (21) Back Cover Opening Knob
- (22) Zero Point Adjuster Cover
- (23) Eye-Level Finder
- (24) Back Cover
- (25) Winding Lever






## CANONFLEX RM SPECIFICATIONS

- \* **Lens :** Super Canomatic Lens R 50mm F 1.8 with completely automatic pre-set aperture, and various interchangeable lenses from 35mm to 1000mm.
- \* **Shutter :** Single pivot standard non-revolving shutter dial. Focal plane type.
- \* **Dial :** 1/1000~1 second, B, (X).
- \* **Built-In Exposure Meter :** Match-needle type coupled to shutter dial.
- \* **Exposure Meter Operating Range :** Takes readings from indoors to bright snow or summer beach conditions. (LV6-17 for ASA 100 film.)
- \* **Sensitivity :** ASA 10, 16, 32, 50, 100, 200, 400 and 800 are marked, or corresponding DIN sensitivity.
- \* **Viewfinder :** Upright image eye-level viewfinder using Pentagonal Dach Prism. Canon Waist-Level Viewer Model 2, which has a high quality optical system providing edge-to-edge sharpness, can be attached.
- \* **Focusing Glass :** Highly efficient in resolving power with special Fresnel lens system and built-in split-image rangefinder.
- \* **Mirror :** Quick return, shock-proof type.
- \* **Flash Synchronization :** Canon's exclusive direct socket takes Canon Flash Unit V-2. Has built-in automatic time lag adjustor, and also takes standard flash connection.
- \* **Self-Timer :** Built-in type. Self-timer for delayed action can be released only by shutter button.
- \* **Film Counter :** Self-resetting type.
- \* **Film Loading :** Back cover opening type. Uses both exclusive Canon Magazine V and standard cassette. One-operation mechanism for back cover locking and Canon Magazine V opening.
- \* **Film Rewind :** Push-button for clutch release. Rewind crank type. The push-button resets to advance position automatically when winding lever is wound.







**SUPER CANOMATIC MECHANISM**  
**THAT MOVES AS QUICKLY AS THE WINK OF AN EYE**  
**WORLD'S MOST ADVANCED**  
**COMPLETE AUTOMATIC**  
**OPERATION RESETS MIRROR IN 1/15 SEC.**

When the shutter button is pressed down...

The mirror springs up,

The diaphragm closes down to the pre-selected aperture  
stop and the shutter clicks,

The mirror drops back down and the diaphragm reopens  
to full aperture,

The viewfinder once again becomes bright,

The greatest feature of Canonflex RM is in its special mechanism which allows these 5 movements to be completed while your viewfinder winks its eye once. Thus, the Super Canomatic is a mechanism which, by the movements of the completely automatic pre-set diaphragm and the quick-return mirror, almost eliminates the blackout of viewfinder image in relation to the image retentive power of the eye. Therefore, it immediately satisfies the need to recheck the subject after the picture is taken.







## **SUPER CANOMATIC DIAPHRAGM**

The Super Canomatic Diaphragm has an automatic mechanism which closes the lens to the pre-selected aperture stop for only that moment while the picture is being taken and then reopens to full aperture instantly. Thus, viewing and focusing before and after the exposure can be done with full aperture brightness.

The automatic diaphragm leaves can be freely moved by the manually-operated aperture ring.

Another exclusive feature is this complete manual aperture control which has the full advantage of preview and fixed aperture shootings, unlike a skelton device for mere preview. Manual aperture setting enables true focusing and composition. In either case, aperture ring setting, one not in use, should be set at full aperture to give the best advantage of the system.


## **IDEAL SHOCK-PROOF, QUICK RETURN MIRROR**

The mirror of Canonflex RM is of the flawless quick-return type which returns to its original position immediately after exposure. For this reason, it has the special characteristic of always seeing the proper focusing.

In addition, the action of the governor absorbs all shocks during the movement of the mirror. This safety mechanism protects the unique Canon Mirror.

\* Smooth shutter and quiet operation

There is no worry of any movement of the camera itself with this smooth and light shutter. Its quietness is another outstanding feature among the single-lens reflex cameras.



## **SUPER CANOMATIC WINDING MECHANISM**

Winding is accomplished with the 120° revolving winding lever. The film, shutter, mirror and automatic diaphragm are all charged at the same time, and the Super Canomatic mechanism is ready for operation at the push of the shutter button.



## **COUPLED BUILT-IN METER AND SHUTTER**

The workings of the Canonflex RM are controlled by the Super Canomatic mechanism. Of equal importance, however, is the built-in exposure meter. This is a unique feature in the high-quality 35mm camera following the Canon Camera Model 7.

## **COUPLED SHUTTER DIAL**

The built-in exposure meter is the highly reliable Canon meter. It is of the match-needle type which is coupled to the shutter dial, and together with the small viewfinder pentaprism is compactly assembled. It is precision-built, very durable and has superior controlling functions. The range is from a well-lit room to bright snow and summer beach lighting conditions.



\* In terms of the Light Value System, it is LV6-17 for ASA 100 film. LV6 is equivalent to 1/30 second at F1.4.


Only one operation is necessary

By only aiming the camera toward the subject, turning the shutter dial and setting the indicator, to the pre-set aperture scale dial reading, the correct exposure can be automatically obtained. In this way, it is of extremely great advantage, especially when using color film which demands the absolutely exact exposure, as the troublesome determination of the exposure can be accomplished with ease.

## CANONFLEX RM SHUTTER

The mechanism of the focal plane shutter, which is representative, both historically and technically, of all Canon cameras, including the highest class Canon Camera Model 7, is also used in the Canonflex RM. Thus, the highest degree of stability, uniformity and precision is assured.

The shutter speed dial, coupled to the exposure meter, is of the single-pivot, click-stop type with equally spaced graduations. Its speed ranges from 1 to 1/1000th second, plus B and X points. (X point corresponds to 1/60 second.)



The two small windows on the dial are the ASA and DIN film speed indicators. They can be set by lifting and then turning the shutter dial.

Film speeds available :

ASA	10	16	32	50	100	200	400	800
DIN	11	13	16	18	21	24	27	30

## **CANONFLEX RM'S ADVANCED VIEWFINDER**

### **What You See Is What You Will Have On Film**

This Canonflex RM viewfinder was perfected after a search for a viewfinder with the same precision as the double image aligned focusing system of the rangefinder. Its brightness and accuracy, therefore, leaves nothing to be desired. Furthermore, as the result of strict inspections conducted not only on the optical system, but also on all mechanical parts, including the lens mount for the interchangeable lenses, this single lens reflex camera has the highest efficiency.

The pentaprism used is very small in size, but its outstanding performance can be instantly seen when looking through the viewfinder.

Magnification : 0.8X with 50mm F 1.8 attached

0.9X with 58mm F 1.2 attached

### **TRUE-TO-LIFE EYE-LEVEL VIEWFINDER**

Using the pentaprism, the subject will appear in true dimension in the viewfinder. The entire view seen through the viewfinder will be faithfully recorded on the film.

### **FOCUSING GLASS WITH EDGE-TO-EDGE BRIGHTNESS**

The finely ground, specially processed focusing glass has high resolving power, and its image is extremely clear.

Moreover, it is backed up with a high-condensing Fresnel lens which enables clear visibility all around the edges of the focusing glass and the whole view can be seen with exact uniformity.







## **FIELD-OF-VIEW WITH NO PARALLAX ERROR**

The dimensions of the field-of-view seen through the viewfinder is that of a standard  $22 \times 34$ mm color slide frame.

Since the image seen through the viewfinder and the picture recorded on the film will be exactly the same there is no need to worry about any parallax error, and the total field-of-view can be used freely to compose the picture.

This means that during focusing there will be no chance of overlooking any delicate changes in size, range, dimension, and there will be the additional advantage of being able to study the view right up to the very last moment in order to obtain the best photographic effects. In this case, the manual aperture ring will be useful in checking the depth of field.

## **LIGHTING CAN BE DETERMINED THROUGH THE VIEWFINDER**

The position of the camera will determine whether the best use of the lighting effects is being made or whether the lighting is nullified completely. Also, any slight change in the camera angle will affect the final picture. However, with Canonflex RM there are none of these worries.



In this sense, professional photographers give high praise to Canonflex RM, especially when taking color pictures which cannot be trimmed. Canonflex RM will surely surpass all your expectations as an exclusive camera for portrait pictures.



## PRECISE FOCAL ADJUSTMENT & SPLIT IMAGE

The split image focusing mechanism located in the center portion of the focusing glass, makes possible, as does the coupled rangefinder, very speedy focusing. It is very convenient as there is less serious blacking out even when the aperture is stopped down considerably.

The split image in the Canonflex RM is made up of Echelette grating arranged in reverse order within a circle of 5mm in diameter (grating of right angle prisms cut into many small pieces and lined up).


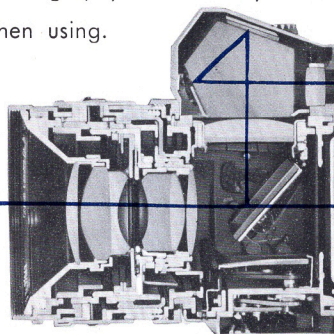



Out of focus

## ATTACHMENT

### OF THE WAIST-LEVEL VIEWER

This Waist-Level Viewer Model 2 is provided for those desiring to take pictures with a Canonflex RM from a low position, or for copying or microphotography. It need only be inserted into the eyepiece when using.



In focus



Waist-Level Viewer Model 2

## CANONFLEX RM INTERCHANGEABLE LENSES

The world-famous Canon optical engineering staff have made 14 different kinds of interchangeable lenses for Canonflex RM, ranging from the 35mm wide-angle to the 1,000mm extra-long-telephoto lens. Moreover, there is the additional advantage that the standard screw mount lenses can be used on Canonflex RM in conjunction with Canon Lens Mount Converter A for close-up shots.

Thus, in succession to Canon Camera Model 7 the photographic field has been further widened. It can be said that the Canon System has scored another technical achievement here. Also, the resolving power of all Canon lenses is superb and there are very few equivalent lenses to be found anywhere else.

Canon lenses are outstanding for their ability to bring out harmony in color photography. Among them, the telephoto lens, which utilizes the functions of the single-lens reflex camera to its maximum, has an irresistible appeal for photographers, professional artists and newsmen.

The 85mm to 200mm telephoto lenses, which have an extremely natural perspective for portrait photography, and the extra-long-telephoto lens, which boasts a uniquely clear view for use in gathering news material, are among the best.

### 1. SUPER CANOMATIC LENS R

A lens with an automatically-operated diaphragm which operates as quickly as the wink of an eye, together with a full manual control for preview and fixed aperture photography.

Lenses are available from 35mm to 135mm.

Super Canomatic Lens R 35mm F2.5

Super Canomatic Lens R 50mm F1.8

Super Canomatic Lens R 58mm F1.2

Super Canomatic Lens R 85mm F1.8

Super Canomatic Lens R 100mm F2

Super Canomatic Lens R 135mm F2.5

} The fastest standard lenses in their class.



## **2. CANOMATIC LENS R**

A semi-automatic focusing lens in which the lens aperture is closed down by shutter release and is opened back fully by operation of the charge ring.

Canomatic Lens R 200mm F3.5

## **3. PRE-SET LENS R**

A manually-operated pre-set aperture lens is provided with a long focal lens.

Pre-Set Lens R 100mm F3.5

Pre-Set Lens R 135mm F3.5

## **4. EXTRA-LONG TELEPHOTO LENS R SET WITH MANUAL APERTURE SYSTEM**

Each with tripod socket, lens supporter, lens intermediate tube, Bellows R, lens hood, and metal carrying case.

R 300mm F4

R 400mm F4.5

R 600mm F5.6

R 800mm F8

R 1000mm F11




35mm



50mm



85mm










100mm



135mm



200mm




## FLASH SYNCHRONIZATION

The folding type Canon Flash Unit V-2, with revolving head, is attached to the socket without any conventional cord. When the flash is to be used away from the camera, it can be actuated by means of the Extension Cord Va (15 ft.) or Vb (3 ft.).

### SYNCHRONIZING RANGE OF FLASH

Flash Used	Shutter Speed
FP-Class Bulb	1/1000-1sec. (excluding 1/60•1/30 seconds)
M-Class Bulb	1/250-1sec. (excluding 1/60•1/30 seconds)
F-Class Bulb	1/30-1sec.
Speedlight	1/60-1sec.


When taking flash pictures just set the shutter dial. There is no need to make any adjustments for the time lag.





## FLASH UNIT V-2


Besides the Swan Base, ultra-small baseless bulbs can be used with adapter PH or AG.



## BASELESS ADAPTERS PH & AG

These baseless adapters are sockets to be used exclusively for baseless flash bulbs.




AG. Type



PH Type



Swan-Base  
Type




## FLASH UNIT COUPLER

This coupler has the same type bayonet ring as Flash V-2, and can be used with any standard clip-on type flash gun.

## FILM COUNTER

When the back cover is opened this counter will automatically return to starting position. The numbers can be read through the magnifier.



## SELF-TIMER

A built-in self-timer lever which operates with the shutter button. Maximum delay time is approximately 10 seconds.

## REWIND CRANK


The exposed film can be quickly re-wound back into the magazine. The rewind button on the bottom releases the clutch of the sprocket.






## **SINGLE-ACTION HINGED-BACK COVER**

Film loading and the interior of the camera can be checked readily. The film plane is held securely in place and film curling is prevented.



## **USE OF EXCLUSIVE MAGAZINE POSSIBLE**

Besides the standard cassette, the use of the exclusive type film magazine Canon Magazine V is recommended. The film surface will not become scratched because the mouth of the magazine will open automatically when loaded in the camera. A few extras will be handy on extended trips.





## REALISTIC CLOSE-UPS



For close-up shots just screw a Canon 58mm Close-Up Lens on to the lens.

Realistic and unbelievably beautiful close-up pictures can be taken of subjects as close as 26cm from the camera.



58mm Close-Up Lens

\* 240 Photographing distance 33-26cm



58mm Close-Up Lens


\* 450 Photographing distance 55-33cm

## ACCESSORIES FOR CANONFLEX RM

With the Bellows R there are an abundance of other accessories selected systematically in order that the maximum functions of the camera can be exploited, even in the specialized fields.

### BELLOWS R

The Bellows R is designed to bring out the maximum functional performance of the lens and the body. It is especially efficient when taking extremely close-up pictures, as well as for macrophotography, bigger than life-size. It can be used together with a wide variety of lenses.



### USE OF LENSES

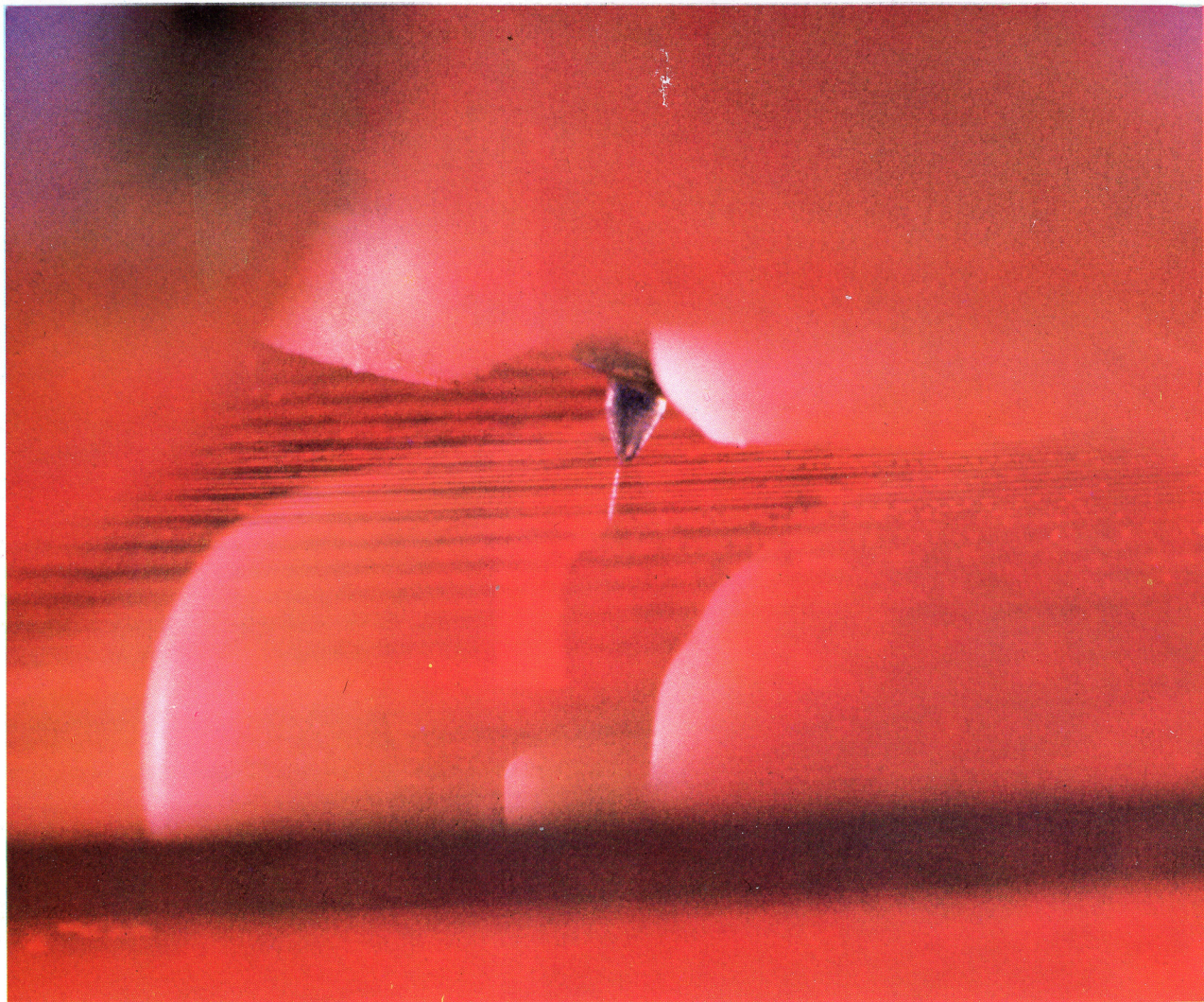
Practical Examples:

1. For all extra-long focal lenses R over 300mm F4 type.
2. With special Canonflex lenses attached for extreme close-ups and macrophotography.
3. With Canon lens 200mm F3.5 attached for taking pictures from  $\infty$ .
4. Pictures from  $\infty$  are possible with Canon lenses of standard screw mount by using the lens head portion in conjunction with a respective adapter, 100mm F2, 100mm F3.5 (up to No. 78311 and over No. 80007), 85mm F1.9 (up to No. 70932), 135mm F3.5 (up to No. 65300 and over No. 80001).

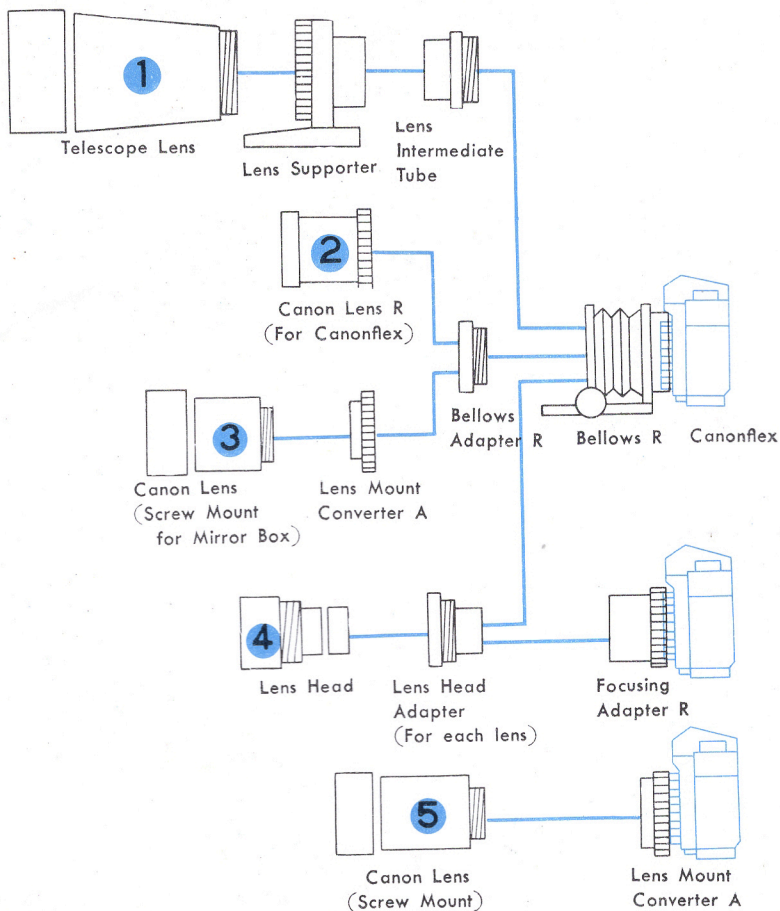
In examples 1-4 above, close-up pictures can be readily taken by extending the Bellows R.

5. Close-up pictures are possible by attaching a range-viewfinder type Canon lens.





Magnified Photo of Stereo Pickup



## LENS MOUNT CONVERTER A

Used when attaching standard screw mount lenses on the Canonflex

## LENS HEAD ADAPTER


For 85mm F1.9

For 100mm F3.5-I


For 100mm F3.5-III

For 100mm F2

For 135mm F3.5



Lens Mount Converter



Lens head adapter



## REALISTICALLY ENLARGED PHOTOS

When the ratio is over 1 to 1, i.e. macrophotography, it is no longer in the reach of ordinary equipment. However, if the Bellows R is attached to the Canonflex, macrophotography can be accomplished with amazing self-assurance. A field-of-view undreamed of is possible when the subject is magnified 3 to 4 times.


## COPY STAND 3R

**Parts: Stanchion, Arm, Attachment Screws, Base Board, Camera Holder R3,  
58mm Close-up Lens 450.**

It can be directly attached to the base board and is simple to operate. It can be effectively used for maintenance of records, reproduction of photographic prints, as well as other technical documents. In addition, macrophotography of high magnification can be accomplished by using the Bellows R, Lens Mount Converter A and Extension Tube in conjunction with Copy Stand 3R.

Moreover, by using the Microphoto Hood, Bellows R, Lens Mount Converter A in conjunction with Copy Stand 3R, the operations for taking microphotographic pictures can be accomplished readily and accurately.

The handy type Copy Stand 3R can be set up on a table with the use of the handy clamp device.










## CANON'S EXTENSIVE AFTER-DELIVERY-SERVICE

The world's highest quality Canon cameras are made up of high-precision parts and assembled under a rationalized and standardized production system.

Superior Canon cameras, produced under strict quality-control systems, give uniform performance and enjoy the highest confidence of camera users throughout the world. Included in the top quality, high-precision Canon cameras are the Canon Model 7, Canonflex, Canon Zoom 8-2 and the Canonet.


Canon's extensive after-delivery-service, popular among all Canon camera users, guarantees quick repairing and maintenance of all Canon cameras.




Canon Motor Zoom 8 EEE



Canon Model 7



Canon Zoom 8-2



Canonet



---

**CANON CAMERA CO., INC.**

312 Shimo-Maruko-cho, Ohta-ku, Tokyo Japan

**CANON U.S. BRANCH**

30 East 42nd St., New York, U.S.A.

**CANON EUROPE**

40 rue du Stand, Geneva, Switzerland

**CANON LATIN AMERICA**

Apartado 7022, Via Espana 120, Panama, Republic of Panama