

K O D A K



The Digitized Kodak Catalog Project (1886 - 1941): A Very Brief History

Most camera collectors at some point in their collecting careers pass through a Kodak phase - some never come out of it. And if there ever was one name that came to be associated with both cameras and collecting, it was Kodak.

George Eastman received his first patent (for coating dry plates) and bought his first manufacturing facility in 1880, and in 1881 he started the Eastman Dry Plate Company. In 1886 he received a patent for the near-mythical Eastman Detective Camera, but it wasn't until 1888 that the first camera bearing the name "Kodak" was introduced.

One of the nice things about collecting Kodak is that the product line is pretty well known, and because the company produced annual catalogs for many years, collectors can be reasonably sure of what they're looking at, when it was made, the variations and so on - presuming that they have access to either the appropriate catalog, or a number of the many books which document Kodak, each to some greater or lesser extent.

But what would be really nice would be to have a complete set of Kodak catalogs in an easily accessible form and readily available. And since the advent of portable computing devices (PC, Macintosh, etc.) that's been possible - except for the difficulty of assembling a complete set of Kodak catalogs in one spot and then scanning them and making the results available.

The idea of digitizing a complete set of Kodak catalogs has kicked around the collecting community for many years. It's been proposed on a number of online forums, during meetings of various photohistory groups, and for years there have been many incomplete "Kodak CDs" on eBay but at best, they only contained a few catalogs - whatever the owner had available. But assembling a complete set of catalogs, then scanning and processing perhaps 3,000 to 4,000 pages, was a daunting task - if not completely overwhelming - and nothing ever came of it.

Until now.

In early 2010, the idea came up again, but this time we - "we" as in "the collecting community" - were lucky. A number of collectors were willing to loan their catalogs to this project and a couple of insane - wait, let's call them "dedicated" - dedicated enthusiasts - neither of whom collected Kodak, but both of whom enjoyed the challenge of such a project - were willing to put in the time and effort to scan and pull together the entire set of catalogs into a full-blown Kodak Catalog Digital Library.

Our initial objective was to include just the annual amateur catalogs, but it turns out that many cameras only appear in certain professional and specialty catalogs. We included as many of those as we could obtain so that almost every Kodak camera made in the US, Canada and Europe, would be documented - at least up to about 1941. After that, it becomes much more difficult as Kodak stopped producing annual catalogs as their product line became increasingly more diversified.

However, even with the additional "non-amateur" catalogs, we weren't completely successful in illustrating "every" camera Kodak ever made. There are an elusive few that might appear in specialty catalogs that we simply couldn't track down. If you can't find one of those odd cameras, that's no doubt why. We may do a revision at some point in the future if someone is willing to loan us a catalog that includes a camera that isn't already recorded.

In this project, a total of 67 catalogs were used from 1886 through 1941 including a number of professional and dealer catalogs, and in some years, two or even three different catalogs to cover all the bases. With the cooperation of a number of dedicated collectors, we were able to pull together all those catalogs and in June 2010, the project started in earnest.

By November 2010, we had scanned everything we needed and eventually all 67 catalogs were then reassembled as image folders and converted to the universally accepted PDF format and finally, converted into individually searchable PDFs which could then be searched globally as a collection.

For those of you interested in the statistics: about 200 hours of scanning time (we never want to hear that sound again), 67 catalogs and 3,908 page scans - which generated 7,917 original and processed images - and 11.4 GB of disk space. Additionally, another 100+ hours of technical development time was needed to convert the digital catalogues into a fully searchable "knowledgebase" that could be launched from most any standard web browser.

The overwhelming number of catalogs was loaned to us by that most remarkable of Kodak collectors, Charlie Kamerman of Eagle Creek, Oregon. Without Charlie, it's very doubtful that this project could even have been attempted.

But as it turned out, even Charlie didn't have all the publications that were needed, but he was able to track down the five that he lacked and was able to secure either a copy or high resolution images that we could work with. And so, our thanks to the contributors of the catalogs and scans that we used:

Charlie Kamerman for the vast majority of catalogs used and all his help,
Steve Shohet for loaning a variety of test catalogs,
Ryerson University (Toronto) for the 1886 Eastman Catalog,
George Layne for the 1890 New Kodaks Catalog,
Mike Kessler for the 1891 Dealer Display Catalog,
Ralph London for the 1893 UK Catalog,
Michael Pritchard for the 1897 UK Catalog.

The digital side of the project - also known as "all of the work" - was done by Rob Niederman of Medina, Minnesota, and Milan Zahorcak of Tualatin, Oregon. Remarkably we're still friends and in a few years, we'll probably be able to talk about this project rationally.

And there you have it, a more-or-less done deal. We're fairly sure that it isn't quite perfect, and expect there will be some carping about something or other; but all-in-all, we believe this to be a pretty good product and can now move on to something else.

Our thanks to all of those involved.

Rob Niederman
Milan Zahorcak

Fall, 2011

2000

Kodaks

AND
KODAK
SUPPLIES



1929

EASTMAN KODAK COMPANY

Rochester, New York

Compliments of the Digitized Kodak Catalog Project: 1886 - 1941



Once You Looked Like This

*Have you snapshots of yourself to
show your children?*

YOU will admit, of course, that once you were a baby, too. But what kind of an infant were you? A laughing child, or a serious one? A shy little thing, or a confiding Judy Friendly?

In what sort of surroundings did you spend the first few years of your life?

What were the toys you played with? What did you wear? What kind of a carriage did your mother

wheel you around in?

You'd give a lot no doubt to get pictures that told the story of those early days when even memory had not yet begun to function. But no matter how much you are willing to pay, there's no way of getting such pictures now, *unless snapshots were taken then.*

Some day your children, not to speak of yourself, will want to see how they look right now. Whether they will be able to or not, depends on you. The snapshots that are so easy to take today will be priceless later on. When you regret the lack of pictures of yourself, make up your mind that the lack of infant pictures of your children will never be a source of regret to them.

In addition to your children, there are scores of other good subjects to focus your Kodak upon. The other members of your family, your home, your friends, your garden, your pets. Every journey, whether by automobile, train or boat, is an opportunity for interesting snapshots. So is every event in the year—Christmas, birthdays, graduations, picnics, family reunions, parties, Thanksgiving Day. Don't let this year pass without a Kodak record of its high spots.

Such a record is now easier to make than ever, due to the Modern Kodaks. You can take pic-

tures with them under conditions that might have discouraged even experts a short time ago.

With a Modern Kodak you can now get good snapshots earlier in the morning and later in the afternoon—snapshots of people *indoors* near sunlit windows, or *outside* in the shade—and, frequently, results even in the rain.

It's easy to get enthusiastic about the Modern Kodaks. They contain many new improvements, of which the most important is the increased speed of the lens on models of moderate price.

Take the lens of the \$20 1A Pocket Kodak, for example. In 1925 you would have had to buy a \$40 camera to get a lens as fast.

Go to your Kodak dealer and let him show you the amazing convenience of the new Kodaks. Everything possible has been done to make it easier for you to get good pictures.

For instance, on many of the Modern Kodaks there is a new feature which saves you the trouble of figuring out how to make the proper exposure. Below the lens is a scale which shows the correct shutter speed and lens opening to be used under the existing light conditions. Thus the chances for error are greatly reduced and no time is lost in arriving at the correct exposure.

The Modern Kodak is simplici-

ty itself. Everything possible has been made automatic. Things to adjust have been reduced to a minimum. Thus, good picture-making, through the medium of the Modern Kodak, has been made easier than ever before.

With a Kodak—as a further distinction—you can write the date and title on the film at the time.

This feature is invaluable for certain types of pictures. No picture of a child, for example, is complete without the date. For travel pictures, either at home or abroad, the name of the place is essential.

The Autographic feature is just another example of Kodak completeness.


The Eastman Kodak Company's interest in the amateur does not end with the sale of a camera—quite the contrary. A case in point is *Kodakery*, a fully illustrated monthly magazine on amateur photography which is sent free to all purchasers of Kodak, Brownie or Hawk-Eye cameras who simply sign the form in the manual and then mail it in to Rochester.

Another instance is the Service Department, with its corps of experts who invite questions on photographic subjects and answer them in personal letters.

There's just one reason for *Kodakery* and the Service Department—Eastman's desire to serve.



Any camera in this book will give you pictures much more interesting—"much more" because the youngsters will be yours.



Colored Cameras


TO meet the mode, many Eastman cameras may now be obtained in color, but in order that fashion's dictates may be observed to the minute, no specific color program can be announced in a book of this kind. It may be accepted as fact, however, that various Eastman cameras, as announced in national advertising, will take full advantage of fashion's trend, both as to color and design.

A flexible program of this kind enables the Kodak Company not only to follow the color vogue, but, as far as available merchandise is concerned, to be a little ahead. In other words, here's one more example of Eastman enterprise.

As a result of this policy, you can be sure that the line of Eastman colored cameras on view at your Kodak dealer's is in strict conformance with the latest decree of Paris and other color style centers. And you can be sure, as well, that while bright, tasteful hues may be much in evidence, there has been no interference with the time-honored picture-making ability of the cameras themselves. First and foremost, they are efficient photographic instruments. Style and color effects follow with no sacrifice whatever to optical or mechanical efficiency.

Whether you want the camera for yourself or as a gift that you know will be welcomed, the Eastman line of colored models is something you ought to see.

Vest Pocket Kodak, *Model B*



Picture Size 1 $\frac{5}{8}$ x 2 $\frac{1}{2}$

“**V**EST Pocket” describes its size. That’s how small it is and, as a natural result, you can have it with you whenever you want, wherever you go. Vest Pocket Kodak can never be an inconvenience. People wear it like a watch and it wears well—just how well the pictures themselves will show you—clean-cut, sparkling, with negatives that readily lend themselves to enlargements.

The picture size is $1\frac{5}{8} \times 2\frac{1}{2}$ inches—larger than might be expected from this little camera. However, the V. P. K. user is not limited to pictures of any definite size. All he has to do is to bring the negatives that he particularly prizes to his photo finisher. He will do the rest—and large prints to brighten home or office are the result.

In many an album the pictures prized most are the work of this unassuming photographic instrument. "It's funny," is the comment as the album pages are turned, "but this little picture here I like the best." And the chances are that the V. P. K. made it.

Details

Capacity without reloading: 8 exposures. Focus: Fixed or adjustable. Lenses: Meniscus; or Kodak Periscopic, $3\frac{1}{4}$ -inch focus. Shutter: Vest Pocket Rotary, with four stops, *instantaneous* and *time* actions. Brilliant finder, reversible for vertical or horizontal pictures. Body: All metal, with covering in iridescent finish; fittings finished in nickel and black enamel. One tripod socket, for vertical pictures. Black bellows. Autographic feature.

Prices

Vest Pocket Kodak, Model B, with Meniscus Lens and Vest Pocket Rotary Shutter.	\$5.00
With Kodak Periscopic Lens	7.50
Levant Grain Leather Case, with strap	1.25
Belt Carrying Case (russet leather)	1.25
Autographic Film Cartridge, 8 exposures (No. A 127)25
Kodak Portrait Attachment (see page 45)75



Slip it in the Handbag



Wear it in the Vest

Nos. 1 and 1A Pocket Kodaks



Picture Sizes—No. 1, 2¼ x 3¼; No. 1A, 2½ x 4¼

THESE cameras typify the Modern Kodak. There are no better examples in the entire Kodak line of what the Eastman Kodak Company has accomplished in camera manufacture. Here you have, at a price that is more than moderate, lens equipment and camera refinements that just a few years ago would have cost you double the money. Kodak Anastigmat *f*.6.3 lens, with which these cameras are equipped,

makes possible pictures otherwise out of the question. For example, snapshots in the rain or in the shade are all in the day's work as far as the Pocket Kodaks are concerned.

Details

Capacity without reloading: No. 1, 6 exposures; No. 1A, 12 exposures. Focus: Adjustable, with worm-screw focusing device. Lenses: Meniscus Achromatic; Kodar *f*.7.9, $4\frac{3}{8}$ -inch focus on No. 1; $5\frac{1}{8}$ -inch focus on No. 1A; or Kodak Anastigmat *f*.6.3, $4\frac{1}{8}$ -inch focus on No. 1; $5\frac{1}{8}$ -inch focus on No. 1A. Shutter: Kodex, speeds $\frac{1}{25}$ and $\frac{1}{50}$ second, with cable and finger release, *time* and *bulb* actions. Brilliant finder, reversible for horizontal or vertical pictures. Two tripod sockets. Body: All metal, durably and smartly covered. Metal parts in nickel and black. Black bellows. Autographic feature.


Prices

	No. 1	No. 1A
Pocket Kodak, with Meniscus Achromatic Lens and Kodex Shutter	\$11.00	\$12.00
With Kodar Lens <i>f</i> .7.9 and Kodex Shutter	14.00	15.00
With Kodak Anastigmat Lens <i>f</i> .6.3 and Kodex Shutter.	19.00	20.00
Levant Grain Leather Case, with strap	2.50	3.00
Autographic Film Cartridge, 12 exposures (No. A 116) for No. 1A60
Ditto, 6 exposures (No. A 120) for No. 1; (No. A 116) for No. 1A25	.30
Kodak Portrait Attachment (see page 45)75	.75
Kodak Portrait Attachment for No. 1 Pocket Kodak, with Meniscus Achromatic lens (see page 45)50	
Kodak Self Timer (see page 40)	1.25	1.25



Made with 1A Pocket Kodak (Actual Size)

Nos. 2C and 3A Pocket Kodaks



Picture Sizes—No. 2C, $2\frac{7}{8} \times 4\frac{7}{8}$; No. 3A, $3\frac{1}{4} \times 5\frac{1}{2}$

MODERN KODAKS—and the 2C and 3A Pocket Kodaks certainly qualify in this class—have specifically this to offer. When fitted with Kodak Anastigmat *f*.6.3 lens, they give you at moderate cost picture-making equipment that a few years ago would have cost you twice as much. This has been possible through mass production along scientific engineering lines. The Kodak Company makes not only the

lens but the camera to which the lens is to be fitted. Consequently production is carefully planned, and with the attendant reduction of costs, the Pocket Kodaks—Anastigmat equipped—are at your service without price premium.

Details

Capacity without reloading: 10 exposures. Focus: Adjustable, with worm-screw focusing device. Lenses: Meniscus Achromatic; Kodar *f*.7.9, $6\frac{1}{8}$ -inch focus on No. 2C; $6\frac{7}{8}$ -inch focus on No. 3A; or Kodak Anastigmat *f*.6.3, 6-inch focus on No. 2C; $6\frac{3}{4}$ -inch focus on No. 3A. Shutters: Kodex, speeds $\frac{1}{25}$ and $\frac{1}{50}$ second; Kodak Ball Bearing, speeds, $\frac{1}{25}$, $\frac{1}{50}$ and $\frac{1}{100}$ second; both with cable and finger release, *time* and *bulb* actions. Brilliant finder, reversible for horizontal or vertical pictures. Two tripod sockets. Body: Aluminum, durably and smartly covered, with metal parts in nickel and black enamel. Black bellows. Autographic feature.


Prices

	No. 2C	No. 3A
Pocket Kodak, with Meniscus Achromatic Lens and Kodex Shutter	\$15.00	\$17.00
With Kodar Lens <i>f</i> .7.9 and Kodex Shutter	18.00	20.00
With Kodak Anastigmat Lens <i>f</i> .6.3 and Kodak Ball Bearing Shutter	23.00	25.00
Levant Grain Leather Case, with strap	3.50	3.75
Autographic Film Cartridge, 10 exposures (No. A 130) for No. 2C; (No. A 122) for No. 3A75	.90
Ditto, 6 exposures45	.55
Kodak Portrait Attachment (see page 45)75	.75
Kodak Self Timer (see page 40)	1.25	1.25



Made with 2C Pocket Kodak (Reduced in Size)

Nos. 1 and 1A Pocket Kodaks, *Series II*



Picture Sizes—No. 1, 2¼ x 3¼; No. 1A, 2½ x 4¼

POCKET KODAKS, Series II, are distinctive in construction. As the camera opens, the lens automatically springs into picture-making position—a valuable time-saving device when it is remembered that picture opportunities have a way of presenting themselves unannounced.

And not only is this Kodak exceptionally effective in action—it is

unusually handsome in appearance, as well. The 1A, Series II, particularly, is supplied in a variety of colors that meet the mode, as well as in the familiar black finish. Let your Kodak dealer show you.

Details

Capacity without reloading: No. 1, 6 exposures; No. 1A, 12 exposures. Focus: Fixed or adjustable. Lenses: Meniscus Achromatic; Kodar $f.7.9$, $4\frac{3}{8}$ -inch focus on No. 1; $5\frac{1}{4}$ -inch focus on No. 1A; or Kodak Anastigmat $f.7.7$, $4\frac{1}{4}$ -inch focus on No. 1; 5-inch focus on No. 1A. Shutters: Kodex, speeds $\frac{1}{25}$ and $\frac{1}{50}$ second; Diomatic, speeds $\frac{1}{10}$, $\frac{1}{25}$, $\frac{1}{50}$ and $\frac{1}{100}$ second; both with finger release, *time* and *bulb* actions. Brilliant finder, reversible for horizontal or vertical pictures. Two tripod sockets. Body: Aluminum, covered with pin-grain cowhide; metal parts finished in nickel and black enamel. Black bellows. Autographic feature. Colored models covered with finest grade Indian goat, with bellows and metal parts in harmonizing colors.


Prices

	No. 1	No. 1A
Pocket Kodak, Series II (fixed focus), with Meniscus Achromatic Lens and Kodex Shutter, in black	\$15.00	\$17.00
In a wide range of smart colors, including carrying case to match		25.00
Focusing model with Kodar Lens $f.7.9$, Kodex Shutter	19.00	21.00
With Kodak Anastigmat Lens $f.7.7$, and Diomatic Shutter.	24.00	26.00
Levant Grain Leather Case, with strap	2.50	3.00
Autographic Film Cartridge, 12 exposures (No. A 116) for No. 1A60
Ditto, 6 exposures (No. A 120) for No. 1; (No. A 116) for No. 1A25	.30
Kodak Portrait Attachment (see page 45)75	.75
Kodak Self Timer (see page 40)	1.25	1.25
Cable Release for Pocket Kodak, Series II, opened35	.35



Made with 1A Pocket Kodak, Series II (Actual Size)

Vest Pocket Kodak, *Series III*



Picture Size $1\frac{5}{8} \times 2\frac{1}{2}$

HOW small it is," you think when you first see this capable camera. "How good it is," you say when your photo finisher hands you your first batch of prints.

Small it certainly is—you can hide it under your hand. But compactness has been secured without sacrifice to picture-making ability.

For example, the Vest Pocket Kodak, Series III, offers you the

Kodak Anastigmat lens *f.6.3*—a lens whose speed lengthens the photographic day. As companion equipment comes the Diomatic shutter, that clips off the exposures with split-second accuracy.

The Vest Pocket Kodak, Series III, is beautifully finished in baby crepe grain cowhide and because it's a Kodak it's Autographic, of course.

Vest Pocket Kodaks have been aptly described as photographic notebooks. Click the shutter, write the date and title on the film at the time, and the story complete is yours for the years.

Granted that the Vest Pocket Kodak, Series III, is a thoroughly capable camera—and your dealer can prove that point—the convenience of the instrument is an instant recommendation.

You can never tell just when the picture you wouldn't have missed for a golden ransom is going to become a photographic possibility. You don't have to know with a V. P. K., because you're wearing it *when*.



Made with Vest Pocket Kodak, Series III (Actual Size)


Details

Capacity without reloading: 8 exposures. Focus: Adjustable, with worm-screw focusing device. Lenses: Kodar *f.7.9*, 3 $\frac{3}{8}$ -inch focus; or Kodak Anastigmat *f.6.3*, 3 $\frac{1}{4}$ -inch focus. Shutters: Kodex, speeds $\frac{1}{25}$ and $\frac{1}{50}$ second; or Diomatic, speeds $\frac{1}{10}$, $\frac{1}{25}$, $\frac{1}{50}$ and $\frac{1}{100}$ second. Both with finger release, *time* and *bulb* actions. Brilliant finder, reversible for vertical or horizontal pictures. Two tripod sockets. Body: Aluminum, covered with baby crepe grain cowhide. Metal parts finished in nickel and black enamel. Black bellows. Autographic feature.

Prices

Vest Pocket Kodak, Series III, with Kodar Lens <i>f.7.9</i> and Kodex Shutter	\$12.00
With Kodak Anastigmat Lens <i>f.6.3</i> and Diomatic Shutter	17.00
Belt Carrying Case, Russet Leather	1.50
Black Leather Carrying Case	1.50
Autographic Film Cartridge, 8 exposures (No. A 127)25
Cable Release for Vest Pocket Kodak, Series III, opened35
Kodak Portrait Attachment (see page 45)75
Kodak Self Timer (see page 40)	1.25

Nos. 1 and 1A Kodaks, *Series III*



Picture Sizes—No. 1, 2¼ x 3¼; No. 1A, 2½ x 4¼

THESSE cameras make it easier for you to get the kind of pictures you really want.

First of all, there's the lens—Kodak Anastigmat *f.5.6* on the No. 1A Kodak, Series III, or Kodak Anastigmat *f.6.3* on the No. 1. Both make snapshots in the rain or by a sunlit window possible.

And to guide you in using this speed, beneath the lens is a scale that

tells you the exposure to give for the light there is.

These Series III Kodaks have aluminum bodies covered with Morocco grain cowhide. They're smart to see and, as you'll soon find out for yourself, they act accordingly.

Drop in at your Kodak dealer's and see these Modern Kodaks for yourself.

Details

Capacity without reloading: No. 1, 6 exposures; No. 1A, 12 exposures. Focus: Adjustable; screw focusing device. Lenses: Kodak Anastigmat *f*.6.3, 4¼-inch focus on No. 1; or Kodak Anastigmat *f*.5.6, 5⅛-inch focus, on No. 1A. Shutter: Diomatic, speeds ¼, ⅓, ½, ⅔, ⅘ and ⅙ second, with *time* and *bulb* actions, cable and finger release. Brilliant finder, reversible for horizontal or vertical pictures. Two tripod sockets. Body: Aluminum, covered with Morocco grain cowhide; metal parts finished in nickel and black enamel. Rising front on No. 1A. Black bellows. Autographic feature.


Prices

	<i>No. 1</i>	<i>No. 1A</i>
Kodak, Series III, with Kodak Anastigmat Lens <i>f</i> .6.3 and Diomatic Shutter	\$29.00	
With Kodak Anastigmat Lens <i>f</i> .5.6		\$32.00
Levant Grain Leather Case, with strap	2.50	3.00
Autographic Film Cartridge, 12 exposures (No. A 116) for No. 1A60
Ditto, 6 exposures (No. A 120) for No. 1; (No. A 116) for No. 1A25	.30
Kodak Portrait Attachment (see page 45)75	.75
Kodak Self Timer (see page 40)	1.25	1.25



Made with 1A Kodak, Series III (Actual Size)

Nos. 3 and 2C Kodaks, *Series III*



Picture Sizes—No. 3, 3¼ x 4¼; No. 2C, 2⅞ x 4⅞

FIRST look at the lens—for example, Kodak Anastigmat *f.5.6* on the No. 3 or *f.6.3* on the No. 2C. Here's lens speed that will save many a photographic situation.

These Series III Kodaks are deftly done—both as to construction and appearance.

Let your dealer show you.

Details

Capacity without reloading: No. 3, 12 exposures; No. 2C, 10 exposures. Focus: Adjustable, with lever focusing device. Lenses: Kodar *f.7.9*, $5\frac{1}{8}$ -inch focus on No. 3; Kodak Anastigmat *f.6.3*, 6-inch focus on No. 2C; or Kodak Anastigmat *f.5.6*, $5\frac{1}{8}$ -inch focus on No. 3. Shutters: Kodex (No. 3 only), speeds $\frac{1}{25}$ and $\frac{1}{50}$ second; Diomatic, speeds $\frac{1}{10}$, $\frac{1}{25}$, $\frac{1}{50}$ and $\frac{1}{100}$ second; both with cable and finger release, *time* and *bulb* actions. Brilliant finder, reversible for horizontal or vertical pictures. Two tripod sockets. Body: Aluminum, covered with Morocco grain cowhide; metal parts finished in nickel and black enamel. Rising front. Black bellows. Autographic feature.


Prices

	No. 3	No. 2C
Kodak, Series III, with Kodar Lens <i>f.7.9</i> and Kodex Shutter	\$26.00	
With Kodak Anastigmat Lens <i>f.6.3</i> and Diomatic Shutter		\$35.00
With Kodak Anastigmat Lens <i>f.5.6</i> and Diomatic Shutter	33.00	
Levant Grain Leather Case, with strap	3.50	3.50
Autographic Film Cartridge, 12 exposures (No. A 118) for No. 3; 10 exposures (No. A 130) for No. 2C90	.75
Ditto, 6 exposures (No. A 118) for No. 3; (No. A 130) for No. 2C45	.45
Kodak Portrait Attachment (see page 45)75	.75
Kodak Self Timer (see page 40)	1.25	1.25



Made with No. 3 Kodak, Series III

No. 3A Autographic Kodak



Picture Size 3¼ x 5½

THE picture size (postcard proportions) has long been a favorite with the amateur. There's room enough for the story, and the shape is pleasing.

Despite the size of the picture, the camera itself is anything but bulky. Carry it in a case over the shoulder, put it in the pocket of your car or store it in the top of your traveling bag.

Either of two lens equipments is ready for results, but the fast Kodak Anastigmat lens *f.6.3* and seven-speed Ilex Universal shutter broaden the field of picture-making.

As extra equipment, the 3A Autographic Kodak may be fitted with a Combination Back which makes available Kodak Cut Film as negative material.

People who travel—who put many miles between themselves and their photographic album back home—consider the 3A Kodak as the ideal camera companion. “A dependable picture-maker,” is the way they are apt to describe it. “You can count on it to produce the kind of pictures you want without a lot of frills and fancy gadgets that hamper rather than help.”

Details

Capacity without reloading: 10 exposures. Focus: Adjustable only, with automatic focusing lock. Double focusing scale for films or plates. Lenses: Kodak *f.7.9*, $6\frac{7}{8}$ -inch focus; or Kodak Anastigmat *f.6.3*, $6\frac{3}{4}$ -inch focus. Shutters: Kodex, speeds $\frac{1}{25}$, $\frac{1}{50}$ second; or Ilex Universal, speeds 1, $\frac{1}{2}$, $\frac{1}{6}$, $\frac{1}{10}$, $\frac{1}{25}$, $\frac{1}{50}$ and $\frac{1}{100}$ second, both with *time* and *bulb* actions, cable and finger release. Brilliant finder, reversible for vertical or horizontal pictures. Two tripod sockets. Body: Back and bed of aluminum, covered with fine seal-grain leather; metal parts finished in nickel and black enamel. Rising, falling and sliding front. Black bellows. Autographic feature.




Putting on the Combination Back

Prices

No. 3A Autographic Kodak, with Kodar Lens <i>f.7.9</i> and Kodex Shutter	\$25.00
With Kodak Anastigmat Lens <i>f.6.3</i> , and Ilex Universal Shutter Levant Grain Leather Case, with Strap	33.00
Combination Back for cut film or plates (see page 47)	4.00
Kodak Double Plate Holders, each	1.50
Kodak Cut Film Sheaths, each15
Kodak Cut Film, package of 1290
Kodak Cut Film, <i>Super Speed</i> , package of 12	1.00
Autographic Film Cartridge, 10 exposures (No. A 122)90
Ditto, 6 exposures55
Kodak Portrait Attachment (see page 45)75
Kodak Self Timer (see page 40)	1.25

Vest Pocket Kodak *Special*



Picture Size $1\frac{1}{8} \times 2\frac{1}{2}$

IT looks superior—this Vest Pocket Kodak *Special*. And it follows through photographically.

In a Kodak that's hardly a handful you have lens speed that is the equal of any Kodak, regardless of size or price—Kodak Anastigmat *f.4.5*. A little less fast but an equally efficient lens is Kodak Anastigmat *f.5.6*, which is offered as optional equipment.

To adequately support this lens equipment is the Diomatic shutter that gives you accurate timing to the split second.

With a lens speed of *f.4.5* or *f.5.6* and shutter action of 1/10, 1/25, 1/50 and 1/100 as well as *time* and *bulb*, you can run the gamut of picture opportunities and come out with an album full of prints that money couldn't buy.

That the camera could be kept down to such small size and yet be such a complete photographic instrument is an engineering achievement that, after all, is only to be expected from the standards set by Eastman. Note the exposure guide. It tells you at a glance the exposure you ought to give under the conditions that obtain.

Details

Capacity without reloading: 8 exposures. Focus: Adjustable, with worm-screw focusing device. Lenses: Kodak Anastigmat *f.5.6*, $3\frac{3}{8}$ -inch focus; or Kodak Anastigmat *f.4.5*, $3\frac{1}{8}$ -inch focus. Shutter: Diomatic, with finger release only; speeds, $\frac{1}{10}$, $\frac{1}{25}$, $\frac{1}{50}$ and $\frac{1}{100}$ second, *time* and *bulb* actions. Brilliant finder, reversible for vertical or horizontal pictures. Two tripod sockets. Body: Aluminum, covered with genuine seal leather; metal parts finished in nickel and black enamel. Black bellows. Autographic feature.


Prices

Vest Pocket Kodak <i>Special</i> , with Kodak Anastigmat Lens <i>f.5.6</i> and Diomatic Shutter	\$23.00
With Kodak Anastigmat Lens <i>f.4.5</i>	28.00
Belt Carrying Case, Russet Leather, Velvet lined.	2.00
Black Leather Carrying Case, Velvet lined.	2.00
Autographic Film Cartridge, 8 exposures (No. A 127)25
Cable Release for Vest Pocket Kodak <i>Special</i> , opened35
Kodak Portrait Attachment (see page 45)75
Kodak Self Timer (see page 40)	1.25



Made with Vest Pocket Kodak *Special* (Actual Size)

Nos. 1, 1A, 2C and 3 Pocket Kodaks *Special*



Picture Sizes

No. 1, $2\frac{1}{4} \times 3\frac{1}{4}$; No. 1A, $2\frac{1}{2} \times 4\frac{1}{4}$; No. 2C, $2\frac{7}{8} \times 4\frac{7}{8}$; No. 3, $3\frac{1}{4} \times 4\frac{1}{4}$

POCKET KODAKS *Special* are just as good cameras as it is possible to make. Lens speed (Kodak Anastigmat $f.4.5$ is three times as fast as $f.7.7$), Kodamatic shutter accuracy, camera refinements, deft design and handsome finish—you find them all in these *Specials*.

Pictures ordinarily out of the question are well within the scope of these super instruments.

Details

Capacity without reloading: No. 1, 6 exposures; No. 2C, 10 exposures; Nos. 1A and 3, 12 exposures. Focus: Adjustable; screw focusing device on Nos. 1, 1A and 2C; lever focusing device on No. 3. Lens: Kodak Anastigmat *f*.4.5, 4-inch focus on No. 1; 5½-inch focus on No. 1A; 5½-inch focus on No. 2C; 5½-inch focus on No. 3. Shutter: Kodamatic, with cable and finger release; seven speeds, from ¼₁₅₀ (½₂₀₀ on No. 1) to ½ second; *time* and *bulb* actions. Brilliant finder, reversible for horizontal or vertical pictures. Two tripod sockets. Body: Aluminum, covered with genuine sealskin; metal parts finished in nickel and black enamel. Rising front on Nos. 1A, 2C and 3. Range Finder on No. 2C. Black bellows. Autographic feature.


Prices

	No. 1	No. 1A	No. 2C	No. 3
Pocket Kodak <i>Special</i> , with Kodak Anastigmat Lens <i>f</i> .4.5 and Kodamatic Shutter.	\$60.00	\$65.00	\$70.00	\$67.50
Grain Leather, Velvet-lined Case, with strap.	3.75	4.50	5.00	4.75
Autographic Film Cartridge, 12 exposures (No. A 116) for No. 1A; (No. A 118) for No. 3; 10 exposures (No. A 130) for No. 2C60	.75	.90
Ditto, 6 exposures (No. A 120) for No. 1; (No. A 116) for No. 1A; (No. A 130) for No. 2C; (No. A 118) for No. 325	.30	.45	.45
Kodak Portrait Attachment (see page 45)75	.75	.75	.75
Kodak Self Timer (see page 40)	1.25	1.25	1.25	1.25



Made with 1A Pocket Kodak Special (Actual Size)

No. 3A Autographic Kodak *Special*



Picture Size $3\frac{1}{4} \times 5\frac{1}{2}$

FAST action pictures? Easy enough with the 3A *Special*.

Lens speed is $f.6.3$ and the Kodamatic shutter gives seven split-second timings from $\frac{1}{150}$ to $\frac{1}{2}$ second, as well as *time* and *bulb* actions, providing ideal equipment for pictures of this kind.

Not that this camera is limited to action snapshots. Quite the contrary. Portraits by sunlit windows or snapshots in the rain are easily

possible and indicate the range in which this camera works.

Handsome in appearance. Autographic, and distinctive in that, through the addition of the Combination Back, Kodak Cut Film may be used.

Its generous picture size, postcard proportions, has long made the 3A particularly favored among amateurs. Add to this the super equipment which distinguishes every Kodak *Special* and the reason why this model appeals to the discriminating becomes immediately obvious.

Details

Capacity without reloading: 10 exposures. Focus: Adjustable. Lens: Kodak Anastigmat *f*.6.3, 6¾-inch focus. Shutter: Kodamatic, with cable and finger release; seven speeds, from 1/150 to 1/2 second, *time* and *bulb* actions. Brilliant finder, reversible for horizontal or vertical pictures. Two tripod sockets. Body: Back and bed of aluminum, covered with genuine Persian Morocco; metal parts finished in nickel and black enamel. Range finder. Rising and falling front. Black bellows. Autographic feature.



Reduced from negative made with No. 3A
Autographic Kodak Special

Prices

No. 3A Autographic Kodak <i>Special</i> , with Kodak Anastigmat Lens <i>f</i> .6.3 and Kodamatic Shutter	\$65.00
Grain Leather Velvet-lined Case, with strap	5.25
Combination Back for cut film or plates (see page 47)	5.00
Kodak Double Plate Holders, each	1.50
Kodak Cut Film Sheaths, each15
Kodak Cut Film, package of 1290
Kodak Cut Film, <i>Super Speed</i> , package of 12	1.00
Autographic Film Cartridge, 10 exposures (No. A 122)90
Ditto, 6 exposures55
Kodak Portrait Attachment (see page 45)75
Kodak Self Timer (see page 40)	1.25

No. 2 Hawk-Eye, Model C



Picture Size 2¼ x 3¼

IT costs little—a dollar and a quarter. Yet it's made where the Kodaks are, by Kodak workmen, and it's a thoroughly capable picture-making instrument.

You'll find yours right around the corner—at your dealer's. And the first film you return to him for developing and printing will give you pictures you'll always prize.


Details

Capacity without reloading: 6 exposures. Fixed focus only. Lens: Meniscus. Shutter: Eastman Rotary. Ground glass finder for vertical pictures. Body: Covered with durable material grained like leather; metal parts finished in nickel and black enamel.

Prices

No. 2 Hawk-Eye, Model C, with Meniscus Lens and Eastman Rotary Shutter	\$1.25
N. C. Film Cartridge, 6 exposures (No. 120)25
Kodak Portrait Attachment (see page 45)50

No. 0 Brownie



Picture Size 1 5/8 x 2 1/2

IT'S just as easy to work as it looks. Point the camera. Press the lever. The picture's yours.

If you want to take up photography and keep down the cost, your next move is a No. 0 Brownie. See it at your dealer's.

Details

Capacity: 8 exposures. Fixed focus. Lens: Meniscus. Shutter: Eastman Rotary, with one stop, also *instantaneous* and *time* actions. Two finders, for vertical and horizontal pictures. Body: Covered with durable material grained like leather.

Prices

No. 0 Brownie Camera, Meniscus Lens, Eastman Rotary Shutter	\$2.00
Brownie Carrying Case	1.00
N. C. Film Cartridge, 8 exposures (No. 127)25
Brownie Tripod Adapter25
Kodak Portrait Attachment (see page 45)50
Developing and Printing Outfit (see page 53)	2.00

Nos. 2 and 2A Brownies



Picture Sizes—No. 2, 2 $\frac{1}{4}$ x 3 $\frac{1}{4}$; No. 2A, 2 $\frac{1}{2}$ x 4 $\frac{1}{4}$

SIMPLE, inexpensive picture-makers at your nearest Kodak dealer's.


Details

Capacity: No. 2, 6 exposures; No. 2A, 12 exposures. Fixed focus only. Lens: No. 2, Meniscus; No. 2A, Meniscus Achromatic. Shutter: Eastman Rotary, with three stops, *instantaneous* and *time* actions. Two moulded brilliant finders for vertical and horizontal pictures. Two tripod sockets. Body: Aluminum, covered with material grained like leather; metal parts finished in nickel and black enamel.

Prices

	<i>No. 2</i>	<i>No. 2A</i>
Brownie Camera, Meniscus Lens on No. 2, Meniscus Achromatic Lens on No. 2A, Eastman Rotary Shutter	\$2.50	\$3.50
Brownie Carrying Case, with strap	1.25	1.50
N. C. Film Cartridge, 12 exposures (No. 116) for No. 2A60
Ditto, 6 exposures (No. 120) for No. 2; (No. 116) for No. 2A25	.30
Kodak Portrait Attachment (see page 45)50	.50
Developing and Printing Outfit (see page 53)	2.00	2.00

Nos. 3 and 2C Brownies



Picture Sizes—No. 3, 3 $\frac{1}{4}$ x 4 $\frac{1}{4}$; No. 2C, 2 $\frac{7}{8}$ x 4 $\frac{7}{8}$

THE Eastman Kodak Company makes the bald statement that Brownies are the simplest real cameras. These two models are proof.

Details

Capacity: No. 3, 12 exposures; No. 2C, 6 exposures. Fixed focus only. Lens: Meniscus Achromatic. Shutter: Eastman Rotary, with three stops, *instantaneous* and *time* actions. Two finders for vertical and horizontal pictures. Two tripod sockets. Body: Wood, covered with material grained like leather.

Prices

	No. 3	No. 2C
Brownie Camera, with Meniscus Achromatic Lens, Eastman Rotary Shutter	\$4.50	\$5.00
Brownie Carrying Case, with strap	1.60	1.60
N. C. Film Cartridge, 12 exposures (No. 124) for No. 390	
Ditto, 6 exposures (No. 124) for No. 3; (No. 130) for No. 2C45	.45
Kodak Portrait Attachment (see page 45)75	.75
Developing and Printing Outfit (see page 53)	2.00	2.00



$2\frac{7}{8} \times 4\frac{7}{8}$ inches. No. 2C Kodak and
No. 2C Brownie



$1\frac{1}{8} \times 2\frac{1}{2}$ inches. Vest Pocket Kodak,
No. 0 Brownie

$2\frac{1}{4} \times 3\frac{1}{4}$ inches. No. 1 Kodak, No. 2 Brownie,
No. 2 Hawk-Eye



(Below) $2\frac{1}{2} \times 4\frac{1}{4}$ inches. No. 1A Ko



Picture sizes of cameras descr



*3¼ x 5½ inches
No. 3A Kodak*

k, No. 2A Brownie



ed in this booklet



*3¼ x 4¼ inches. No. 3
Kodak, No. 3 Brownie*



Home Movies

Fascinating Sport for All the Family

HOME movie making is one of the most fascinating sports ever devised. Yet it is more than a sport—it is a means of preserving for the future, precious moments, happy events. It is a means of capturing, in motion, the outstanding events of your life and the lives of your loved ones, so that they may happen again on the screen whenever you like.

Movie making with the Ciné-Kodak is surprisingly simple. Merely sight your subject in the finder and press the release—just as you do with a Kodak or Brownie. That's all there is to it—all the action before your lens is being recorded for all time on a thin strip of film.

With the Kodascope projector you show your movies on your own home screen just as easily as you have made them with your Ciné-Kodak. Merely snap the electric switch and your screen leaps to life with the movies you have made.

In addition to the films of your own making, you can purchase Kodak Cine-



Ciné-Kodak, Model B, f.1.9

graphs—100-, 200- and 400-foot reels of comedy, travel and cartoons—or rent full-length professional photoplays from Kodascope Library branches and distributors throughout the country.

The Magic of Kodacolor

Home movies in black and white are nothing short of marvelous. But home movies in full, rich, natural color—Kodacolor—reach into the world of miracles. For with Ciné-Kodak, *f*.1.9, and Kodacolor Film, you can reproduce every tint and hue and tone of any subject that may appeal to you! Flesh tones, the deep, rich greens of foliage, the sparkling blue of lake and river and sea, the gorgeous red and yellow of the sunset—every color occurring in nature is reproduced accurately, realistically. Persons photographed in Kodacolor fairly live on your screen; landscapes in Kodacolor seem actually to bring to your darkened room the very breath and spirit of the great outdoors; and water scenes bring to your screen such realism that you can almost hear the lapping of the waves on the shore.

These marvelous Kodacolor pictures are just as easy to make as are pictures in black and white. You merely use a color filter when making or projecting Kodacolor.

The Ciné-Kodak

There are three models of Ciné-Kodaks—Model A, which is hand-cranked; Model B, which is spring-motor driven and has a capacity of 100 feet; and the new Model BB, which is spring-motor driven and has a capacity of 50 feet of film. Kodacolor pictures can be made with either the Models B or BB with *f*.1.9 lens equipment. The Models B and BB are furnished also with an *f*.3.5 lens. Kodacolor pictures cannot be made with the *f*.3.5 lens, however.

Ciné-Kodak, Model B, *f*.1.9, is available in black, brown or gray leather. The colored models have beautiful carrying cases in harmonizing tones,



Ciné-Kodak, Model BB, f.1.9

while the black offers a choice of two sturdily made leather cases.

The new Ciné-Kodak, Model BB, is the last word in home movie camera design. It incorporates every Eastman feature of simplicity, dependability and mechanical perfection, yet it is so small and so compact that it fits into an overcoat pocket. The Model BB, *f*.1.9, is furnished in black, brown, gray and blue, with cases to match. The *f*.3.5, Model BB, is supplied in black only and sold with or without case.

An *f*.4.5 long-focus lens for telephoto effects is interchangeable with the *f*.1.9 lens on the Models A, B and BB. This lens permits the making of close-ups of distant objects. The Model BB is equipped with a half-speed feature which adds greatly to the scope of the lens. The half-speed device is actuated by pressure on a conveniently located button, and the change from normal to half-speed or vice versa is accomplished instantaneously.


The Kodascope

There are three models of Kodascope—Model C, Model A and Model B. The last is known as “the projector that’s almost human.” It well deserves this title, for it is self-threading, reversible, and is equipped with all the latest devices which make for simplicity, efficiency and all-around projector performance.

Kodacolor pictures may be shown with either the Model A or Model B Kodascope equipped for Kodacolor projection. Kodacolor pictures cannot be projected with the Model C Kodascope.

Ciné-Kodak prices range from \$75 to \$225, depending on the model and lens equipment desired. Kodascope projectors are priced from \$60 to \$275.

Your dealer will gladly supply you with a catalog which lists all the Ciné-Kodaks and tells the Ciné-Kodak story in all its remarkable details. This catalog is free for the asking.




Kodascope, Model B

The Kodak Shutters

The Kodamatic

IN ORDER to make the best possible pictures under greatly varying conditions, a camera must have an unusually reliable and versatile shutter. It was with this in mind that the Kodamatic was developed.



It is constructed like a fine watch—precise to the last degree, thoroughly dependable, long-lasting—to challenge successfully every situation in which the photographer finds himself.

A wide choice of automatic speeds—seven in all—is provided: $1/2$, $1/5$, $1/10$, $1/25$, $1/50$, $1/100$, and $1/150$ or $1/200$ (as listed); besides *bulb* and *time*. A sliding scale controlling the diaphragm shows at a glance the speed or stop to use in dull, gray, clear or brilliant light.

Adjustment is made in an instant, and the shutter makes the selected exposure with utmost accuracy. The Kodamatic is supplied on the *Special* Kodaks (except V.P.K.).

The Diomatic

WHENEVER extreme speeds are not essential the Diomatic shutter is highly successful. It is modeled after the Kodamatic and, like it, has a handy sliding timing scale. Four automatic speeds, $1/10$, $1/25$, $1/50$ and $1/100$, besides the usual *bulb* and *time*, enable the user to fit his exposure accurately to the light.

The Diomatic performs with all the sure precision expected of quality equipment, for it is designed and assembled with the same care that characterizes the more pretentious Kodamatic.



The Kodex

PEOPLE who prefer inexpensive and simply operated cameras nevertheless want an entirely trustworthy shutter that assures consistently good results. The Kodex meets these requirements. It has *bulb*, *time*, and automatic speeds of $1/25$ and $1/50$. Carefully, scientifically constructed, the Kodex is a worthy member of the group of shutters found on Eastman cameras.



The graphic shows a circular lens element with the word "ANASTIGMAT" written around its inner edge. The lens is centered behind the main title.

The KODAK ANASTIGMATS

f.7.7 f.6.3 f.5.6 f.4.5

THE anastigmat stands at the peak of photographic lens design. Because of high cost, however, it was formerly available only on equipment beyond the reach of the average amateur. It remained for the Eastman Kodak Company—one of whose plants is devoted almost exclusively to lens manufacture—to reduce costs to such an extent that now almost anyone can afford one of these splendid lenses.

True Anastigmat Qualities

Kodak Anastigmats record vertical and horizontal lines in the same plane with an equal degree of clearness. They have an essentially flat field—even when they are used at their widest openings all detail in the same plane is recorded with sharpness to the very edges of the negative.

And they have all the speed for which this type of lens is noted. The Kodak Anastigmat *f.7.7*, aside from its other advantages over the rapid rectilinear, is somewhat faster. The *f.6.3* is sixty per cent speedier than the rectilinear, making snapshots possible under conditions that would be out of the question for an ordinary lens. The *f.5.6*, in turn, is one-quarter again as fast as the *f.6.3*, and the *f.4.5* admits half again as much light as the *f.5.6*. It is interesting to note that the *f.4.5* is practically twice as fast as the *f.6.3*, and almost three times as fast as the *f.7.7*.

Featured on Modern Kodaks

These superior lenses, the equals of any anastigmats made anywhere, are a prominent feature of all the Modern Kodaks. They offer a wide selection of fast lenses at low costs, enabling the amateur to make pictures under conditions that would have been thought impossible a few years ago.

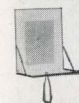
Kodar Lens f.7.9

THE Kodar *f.7.9*, a recent Eastman development, is of the anastigmat type. It is only a trifle faster than the rapid rectilinear which it replaces, but it approaches the anastigmat in defining and covering power and gives negatives of consistently high quality.

Kodar lenses cost but little more than the rectilinear type and are fully worth the small difference.

Accessories and Supplies

That Will Give You More Fun from Your Kodak



IF you want to derive the maximum amount of enjoyment from your Kodak or other Eastman camera, see the pages that follow. They will convince you that picture making can mean no end of fun aside from that which comes with simply "aiming and shooting."

You will get a foretaste of it all from reading "How to Make Good Pictures," an inexpensive, interesting little book that has been read with pleasure and profit by more than two million amateur photographers.

Then, with the aid of inexpensive Kodak accessories, you can make *unusual* pictures. Informal portraits, close-ups of still-life subjects, landscapes that have more than the usual amount of charm, group pictures which include even the photographer, flashlights, silhouettes, architectural subjects—all of these will become easy for you.

Further help in this direction is afforded by the wide choice of negative-making materials at your command. You can readily adapt any 3A Kodak to the use of the various cut films or plates, for especially good pictures of subjects like speeding automobiles, highly colored landscapes and art objects.

And there are other things you can do. You can double your fun by developing and printing pictures yourself. You can tint them easily and artistically, even though you may have had no training whatever along these lines. Simple Eastman equipment and supplies will enable you to make your own enlargements—big pictures that will give you far more pleasure than you thought you could ever get from using a camera. Finally, you will see how you can make your picture pleasure permanent—how you can, at little expense and with no trouble at all, mount your pictures for future years and preserve your valuable negatives for reprints whenever you want them.


Look at these pages carefully. They will give you some conception of the limitless possibilities that amateur photography holds. They will also help you to solve more than one gift problem, for many of the items listed make splendid presents for picture-making relatives and friends.

"How to Make Good Pictures"

THIS well known book should be in the home of every amateur photographer. It explains, in easy, untechnical language, the various phases of picture making. Its brief chapters cover camera operation, developing, printing, enlarging and tinting; landscape, architectural and interior photography; flashlight and home portraiture; the making of silhouettes, etc. There are 184 pages full of pointed, definite information, almost as many illustrations, and simple charts

that explain photographic theories and processes. The book is printed on high grade paper and is bound in boards with a vellum cover.


"How to Make Good Pictures" (16th edition) \$0.50



Kodak Self Timer


THIS accessory helps in making a really complete picture record. With it the photographer can make snapshots of himself or can include himself in group pictures. Clip a Kodak Self Timer to the cable release of any Kodak, set it for any interval from 1/2 second to 1 minute, and step into the picture; the timer trips the shutter and makes the exposure without further help from you.

Kodak Self Timer \$1.25



The Safety Photo Mailer

A COMBINATION of tough Kraft envelope, double scored corrugated board and lock seal. This mailer can be depended on to carry prints and enlargements with safety.



No.	Size Card or Print	Outside Size of Mailer	Price per Doz.
A	5 x 7 or smaller	6 1/8 x 8 1/8	\$1.08
B	9 3/8 x 11 3/8 or smaller	10 1/2 x 12 1/2	1.80
C	11 3/8 x 13 3/8 or smaller	13 x 14 3/8	2.10
D	12 3/8 x 15 3/8 or smaller	13 3/4 x 16 3/4	3.00
E	17 1/4 x 20 1/4 or smaller	18 3/8 x 21 3/8	4.20

Kodak Metal Tripods

THESE tripods, the result of many years of experience in constructing camera supports, are models of lightness, compactness and rigidity. The legs are of brass tubing, the sections in each telescoping neatly to give small collapsed size without sacrifice of strength. The lower sections and the heads are nicked, while the upper sections are finished in black enamel.

There are six models from which to choose. When closed their lengths range from $11\frac{3}{8}$ to $15\frac{1}{2}$ inches, so that even the largest is convenient to carry. Nos. 1 and 2 have revolving heads which permit the camera to swing in any desired direction without moving the tripod itself. They also have straps to hold the legs in place when closed. Nos. 1C and 2C have solid heads. Their legs have no straps.



The head of No. 6 (illustrated in its carrying case) includes a hinge which permits the legs to fold flat—parallel to one another instead of in the usual triangular form. The result is a narrow shape which, with the extreme shortness of the tripod when closed, makes No. 6 easiest of all to carry.


Details and Prices

	Sections	Length		Weight	Price
		Closed	Extended		
Kodak Metal Tripod No. 0	3	$15\frac{1}{2}$ inches	$39\frac{1}{2}$ inches	15 ounces	\$2.75
Kodak Metal Tripod No. 1C	4	$15\frac{3}{4}$ inches	$48\frac{1}{8}$ inches	$25\frac{1}{2}$ ounces	4.00
Kodak Metal Tripod No. 1	4	15 inches	$48\frac{1}{2}$ inches	$24\frac{1}{2}$ ounces	4.50
Kodak Metal Tripod No. 2C	5	$13\frac{1}{4}$ inches	$49\frac{1}{8}$ inches	26 ounces	4.50
Kodak Metal Tripod No. 2	5	$13\frac{1}{2}$ inches	$49\frac{1}{8}$ inches	25 ounces	5.00
Kodak Metal Tripod No. 6	6	$11\frac{3}{8}$ inches	40 inches	24 ounces	6.50
Leather Carrying Case, for Nos. 0 to 2, inclusive					2.70
Ditto, for No. 6					3.15
Rubber Tips, for Metal Tripod Spurs (per set of 3)10

The Kodapod




THE little Kodapod is an exceedingly handy arrangement, particularly suited for use in place of a tripod in outdoor photography. The toothed jaws at one end firmly grip tree, fence or other wooden object, while the other end threads into any standard tripod socket.



A clamping screw adjusts the camera to the correct horizontal or vertical position, where it is firmly held while the exposure is being made.

The Kodapod \$1.75




The Optipod

HERE is a neat little device—a combined tripod head and felt-lined clamp—that is frequently used instead of a tripod and, in many cases, in conjunction with that larger support.

Used alone the Optipod clamps to any shelf, table, window ledge, running board or other support, and holds the camera firmly while the exposure is being made. It fits any standard tripod socket. It is small and light, and slips readily into the pocket.

The ball and socket joint is a great convenience since it permits tilting the camera to almost any angle. It is especially valuable when the Optipod is used in connection with a tripod to photograph subjects which are at close range or otherwise so situated that it is impossible to place the tripod alone in the desired position.



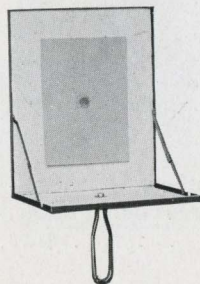
The Optipod \$1.25

Flashlight Materials

SINCE it makes one independent of daylight, flashlight photography is a year-around sport. Giving complete control of illumination, it means good indoor pictures under otherwise impossible conditions.

The simplest way is to use the Kodak Flash Sheet Holder and Eastman Flash Sheets. The latter are placed on the holder and ignited from behind. They burn slowly, giving a broad and powerful, yet soft, light.

- No. 1 Flash Sheets, per 1/2 dozen sheets, 3 x 4-inch . . . \$0.35
- No. 2 Flash Sheets, per 1/2 dozen sheets, 4 x 5-inch56
- No. 3 Flash Sheets, per 1/2 dozen sheets, 5 x 7-inch84
- Kodak Flash Sheet Holder. 1.25



Flash cartridges are recommended only where instantaneous exposures are required.

- Eastman No. 4 Flash Cartridges, for use only with fuse, per package of 1/2 dozen \$0.50
- Ditto, No. 580
- Ditto, No. 6 1.25

*Here's the way
the picture
was made*



*And here's the actual picture, made with a Kodak
and Kodak Portrait Attachment*

IF a subject is placed within arm's length of the ordinary hand camera the result is a blurred image. But when the lens is supplemented by a Kodak Portrait Attachment the camera is adapted to the making of charming "close-ups" of your family and friends, as well as clear-cut, close-range pictures of flowers, art objects and still-life subjects.


It's all very easy, too. The attachment is quickly slipped over the regular lens and the camera is operated as usual. Using the Kodak Portrait Attachment simply keeps the focus sharp at close range and results in images that practically fill the area of the negative.



Kodak Color Filter

THE Kodak Color Filter is valuable in photographing highly colored landscapes, flowers, art objects, etc. The dye in the filter holds back the strong blue and violet rays, which affect the negative most quickly, and gives the weaker shades time to register. The resulting picture reproduces all the color values more nearly as the eye sees them.


For prices of these attachments, see page 45



Kodak Sky Filter



THE yellow-stained upper half holds back the light reflected from light clouds in a blue sky. This restrained light renders the clouds distinctly while the darker portions of the picture get the benefit of full exposure through the clear half of the attachment.



The Kodak Sky Filter slips readily over the camera lens and does not require any change in the timing of the exposure.

Kodak Diffusion Portrait Attachment



THE concentric lines polished into the surface of this attachment diffuse the light that reaches the lens. Besides giving large images like the regular Kodak Portrait Attachment, this little disk lends a charming softness— atmosphere—to subjects.

The V. P. K. Diffusion Disk used with the V. P. K. *Special*, *f.4.5* and *f.5.6* lenses, and V. P. K. Series III, *f.6.3* lens, is suitable for portraits at $5\frac{1}{2}$ feet and beyond, and also for landscape work.



Kodak Pictorial Diffusion Disk

A Kodak Pictorial Diffusion Disk does for landscape pictures what a Kodak Diffusion Portrait Attachment does for "close-ups." It lends a pleasing softness, without loss of brilliancy, and gives results that are artistic as well as different.

The V. P. K. Diffusion Disk is a similar attachment.

These disks slip on or off the lens mount in an instant and their use does not involve any change whatsoever in camera operation.

For pictures that are definitely different and add to the album, the Kodak Pictorial Diffusion Disk does yeoman service.



For prices of these attachments, see page 45

Kodak Portrait and Diffusion Portrait Attachments, Pictorial Diffusion Disks, Sky and Color Filters

(These attachments are listed here only for the cameras shown in this catalog.
For attachments to be used on older models, see your dealer.)

	Order by this Number	Portrait Attach- ments	Diffusion Portrait Attach- ments	Pictorial Diffusion Disks	Sky and Color Filters
For Vest Pocket Kodaks					
Model B, Single lens or Kodak Periscope	8	\$0.75	\$1.25		\$0.75
Series III, Kodar f.7.9	8	.75	1.25		.75
Series III, Kodak Anastigmat f.6.3	8A	.75			.75
Special, Kodak Anastigmat f.5.6 or f.4.5	8A	.75			.75
Vest Pocket Kodak Diffusion Disk (see page 44)	8A			\$1.25	

For Pocket Kodaks

No. 1 Single lens	0	.50	1.25		.75
Kodar f.7.9	8	.75	1.25		.75
Kodak Anastigmat f.6.3	6	.75	1.50	2.50	1.15
No. 1A Single lens	3	.75	1.25	1.75	1.15
Kodar f.7.9 or Kodak Anastigmat f.6.3	6	.75	1.50	2.50	1.15
No. 2C Single lens or Kodar f.7.9	6	.75	1.50	2.50	1.15
Kodak Anastigmat f.6.3	7	.75	1.50	2.50	1.50
No. 3A Single lens or Kodar f.7.9	6	.75	1.50	2.50	1.15
Kodak Anastigmat f.6.3	7	.75	1.50	2.50	1.50

For Pocket Kodaks, Series II

No. 1 Single lens, Kodar f.7.9 or K. A. f.7.7	3	.75	1.25	1.75	1.15
No. 1A Single lens	3	.75	1.25	1.75	1.15
Kodar f.7.9 or Kodak Anastigmat f.7.7	13	.75	1.25	1.75	1.15

For Kodaks, Series III

No. 1 Kodak Anastigmat f.6.3	3	.75	1.25	1.75	1.15
No. 1A Kodak Anastigmat f.5.6	6	.75	1.50	2.50	1.15
No. 3 Kodar f.7.9 or Kodak Anastigmat f.5.6	6	.75	1.50	2.50	1.15
No. 2C Kodak Anastigmat f.6.3	6	.75	1.50	2.50	1.15

For Autographic Kodak

No. 3A Kodar f.7.9	6	.75	1.50	2.50	1.15
Kodak Anastigmat f.6.3	7	.75	1.50	2.50	1.50

For Pocket Kodaks Special


No. 1 Kodak Anastigmat f.4.5	6	.75	1.50	2.50	1.15
No. 1A Kodak Anastigmat f.4.5	7	.75	1.50	2.50	1.50
No. 3 Kodak Anastigmat f.4.5	7	.75	1.50	2.50	1.50
No. 2C Kodak Anastigmat f.4.5	7	.75	1.50	2.50	1.50

For Autographic Kodak Special

No. 3A Kodak Anastigmat f.6.3	7	.75	1.50	2.50	1.50
---	---	-----	------	------	------

For Brownies and Hawk-Eye (Box Type)

Nos. 0 and 2 Brownies or No. 2 Hawk-Eye, Model C, Single lens	1	.50	1.25		.75
No. 2A Brownie, Model C, Single lens	0	.50	1.25		.75
Nos. 2C and 3 Brownies, Single lens.	4	.75	1.25		1.15



Kodak Film

The Film that Gets the Picture

THE negative-making material, plus the print paper, determines the quality of a finished picture. While a good camera—not necessarily an expensive one—is required to make good pictures, the best of cameras and the most expert photo finishing

cannot produce first class results on poor film.

The amateur needs a well balanced sensitive emulsion on his film, for he must sometimes “shoot” under trying conditions or lose his picture chance. If the lighting is harsh, with strong contrast between shadows and highlights, Kodak Film will give the best rendering of tones, for it has the necessary property to give correct gradations of tones from the highest lights down into the deepest shadows. In the terms of the professional, it has a “long scale.” Without such a property a “soot and whitewash” effect would be obtained in the prints.

If the light is weak, Kodak Film, because of its speed, will help in getting the best pictures possible. This matter of speed is important, but a fine grained emulsion also has much to do with the quality of a picture, and it is most essential in the securing of satisfactory enlargements. Fine grain is an outstanding quality of Kodak Film.

Latitude also plays an important part. It is that property in a film which allows variations in exposure without detriment to negative quality. While speed reduces the danger of under-exposure, it is latitude that performs a similar service in minimizing the chance for over-exposure.

Uniformity is not just a meaningless word. Kodak Film is uniform. It does not vary. It is the same from roll to roll, from month to month, so that the amateur can be assured that it will always act the same under like conditions, and he can govern his exposures accordingly. When once he has mastered the mechanics of his camera, and becomes familiar with exposures to give under various light conditions, he will always secure good results.

Kodak Film Cartridges for the cameras shown in this catalog are listed under each model. For other sizes, consult your Kodak dealer. *For your protection, remember that Kodak Film is made only by the Eastman Kodak Company. It comes only in the familiar yellow box and is plainly marked Kodak Film.*

Kodak Film Packs

FOR Film Pack cameras and cameras equipped for Film Pack Adapters use Kodak Film Packs. They are coated with the same sensitized emulsion as Kodak Film and have the same dependable qualities. To make them easily identifiable they also are packed in yellow boxes.



Kodak Film Packs contain 12 exposures each.

	Inches	Centimeters	Per Pack		Inches	Centimeters	Per Pack
No. 500	1 $\frac{3}{4}$ x 2 $\frac{3}{8}$	4 $\frac{1}{2}$ x 6	\$0.35	No. 522	3 $\frac{1}{4}$ x 5 $\frac{1}{2}$	8 x 14	\$1.10
No. 540	1 $\frac{3}{4}$ x 4 $\frac{1}{4}$	4 $\frac{9}{10}$ x 10 $\frac{7}{10}$.55	No. 543	3 $\frac{3}{4}$ x 5 $\frac{1}{2}$	10 x 15	1.35
No. 520	2 $\frac{1}{4}$ x 3 $\frac{1}{4}$	6 x 9	.50	No. 523	4 x 5	10 x 12 $\frac{1}{2}$	1.10
No. 516	2 $\frac{1}{2}$ x 4 $\frac{1}{4}$	6 $\frac{1}{2}$ x 11	.60	No. 526	4 $\frac{3}{4}$ x 6 $\frac{1}{2}$	12 x 16 $\frac{1}{2}$	1.75
No. 531	2 $\frac{9}{32}$ x 5 $\frac{11}{32}$	6 x 13	.90	No. 515	5 x 7	13 x 18	1.90
No. 518	3 $\frac{1}{4}$ x 4 $\frac{1}{4}$	8 x 10 $\frac{1}{2}$.90	No. 541	3 $\frac{1}{2}$ x 4 $\frac{3}{4}$	9 x 12	1.00
No. 542	3 x 5 $\frac{1}{4}$	7 $\frac{1}{2}$ x 13 $\frac{1}{2}$	1.00				

Combination Backs



COMBINATION Backs adapt 3A Autographic Kodaks, Regular and *Special*, to double plate holders. The photographer then has the advantage of ground glass focusing and, if he so desires, can make one or two exposures and develop them at once.


With the addition of Kodak Cut Film Sheaths in the plate holder, this special back also equips the

camera for use with Kodak Cut Film, Eastman Commercial Ortho and Eastman Commercial Panchromatic Film. (See pages 48 and 49.)

Combination Back with ground glass, for No. 3A Autographic Kodak	\$4.00
Ditto, for No. 3A <i>Special</i>	5.00
Kodak Double Plate Holders for either of the above, each	1.50

Eastman Plates

THE amateur who intends to use plates, either in a 3A Kodak or in a plate camera of any size, will find it very much to his advantage to use one or more of these well known Eastman brands: Speedway, Eastman 40, Eastman 36, Single or Double Coated Ortho, Wratten & Wainwright Panchromatic.



Kodak Cut Film Sheath

ADAPTS a plate holder to the use of cut film. It is made of aluminum, ribbed for rigidity, and is instantly inserted or removed.

	$2\frac{1}{4} \times 3\frac{1}{4}$	$3\frac{1}{4} \times 4\frac{1}{4}$	$3\frac{1}{4} \times 5\frac{1}{2}$	4 x 5
Kodak Cut Film Sheath . . .	\$0.10	\$0.10	\$0.15	\$0.15

Kodak Cut Film

KODAK Cut Film offers every advantage of plates, and in addition it weighs only one-tenth as much, is free from halation, easier to handle and unbreakable. The negatives it produces are of strictly superior quality. Through the agency of the Combination Back, Double Plate Holder (see page 47) and Kodak Cut Film Sheaths, No. 3A Autographic Kodaks, Regular and *Special*, can readily be adapted for use with this film.



The speed of regular Kodak Cut Film is comparable to that of the best portrait plate or of cartridge Kodak Film. The *Super Speed* is about twice as fast as Regular, yet it equals the latter in latitude, gradation and fineness of grain. It gives the best possible negatives under difficult light conditions and with short exposures, without sacrificing any of the qualities on which film superiority is founded. It opens the way to unthought-of possibilities in speed work, home portraiture, etc.

	$2\frac{1}{4} \times 3\frac{1}{4}$	$3\frac{1}{4} \times 4\frac{1}{4}$	$3\frac{1}{4} \times 5\frac{1}{2}$	4 x 5
Kodak Cut Film, Regular, dozen . . .	\$0.45	\$0.65	\$0.90	\$0.90
Kodak Cut Film, <i>Super Speed</i> , dozen50	.75	1.00	1.00

Eastman Commercial Ortho Film

THIS film is color-sensitive to a high degree, and gives especially good color separation in landscapes or multi-color still-life subjects. It is about half as fast as Kodak Cut Film Regular and is supplied in cut film form. It is not sensitive to red.

	$3\frac{1}{4} \times 4\frac{1}{4}$	$3\frac{1}{4} \times 5\frac{1}{2}$	4 x 5
Eastman Commercial Ortho Film, dozen	\$0.65	\$0.90	\$0.90

Eastman Commercial Panchromatic Film

EASTMAN Commercial Panchromatic Film is completely sensitive to all colors, including red, and when used with the proper filter gives a monochrome reproduction of all tints and shades in their proper relation. It cannot be handled by the light of a ruby safelight, but must be manipulated in darkness or by the light of a green Series 3 Safelight. It is supplied in cut film form.

	$3\frac{1}{4} \times 4\frac{1}{4}$	$3\frac{1}{4} \times 5\frac{1}{2}$	4×5
Eastman Commercial Panchromatic Film, dozen . . .	\$0.75	\$1.00	\$1.00

Kodak Film Tank

THESE outfits afford the easiest, most reliable means of developing roll film negatives. No darkroom is necessary. By means of the light-tight box the film is transferred to a reel, being covered at the same time by a protecting apron. Reel, film and apron are immersed in the solution cup and development is made according to directions which accompany each outfit.



Kodak Film Tanks, complete (according to size of film cartridge to be accommodated)	\$3.50 to \$6.50
Flexible Fixing and Washing Tank, for $3\frac{1}{2}$ -inch Kodak Film Tank	\$2.50
Kodak Tank Developer Powders, per $\frac{1}{2}$ dozen (according to the size of the Film Tank with which they are to be used)	\$.20, \$.25
Kodak Acid Fixing Powder (per $\frac{1}{4}$ -lb., $\frac{1}{2}$ -lb., or 1-lb. package)	\$.10, \$.15, \$.25



No. 2 Brownie Developing Box

THIS is an adaptation of the Kodak Film Tank, so simple and proficient that any boy or girl can operate it successfully. The covered metal box is just the right length to hold, when looped once, a roll of A120, 120, A127 or 127 Kodak Film. The developing is done in daylight, and by following the simple and explicit directions which accompany each box, consistently good results can be obtained by the user from the very beginning.

Prices


No. 2 Brownie Developing Box	\$1.75
Brownie Developing Box Powders, per package of 620
Kodak Acid Fixing Powder, per. $\frac{1}{4}$ -lb., $\frac{1}{2}$ -lb., or 1-lb. package	\$.10, \$.15, \$.25

Eastman Visible Graduate


THE lines and figures on this graduate are opaque, not translucent as is the case with most similar devices.

Even under the rays of a ruby safelight the graduations are easily visible—a convenience and time-saving factor.

2-ounce.	\$0.30	8-ounce	\$0.50
4-ounce.40	16-ounce80



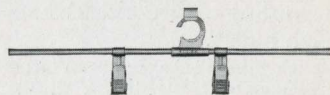
Kodak Developing Box, No. 1



THIS tank provides a swift and easy means to uniform development of cut film. It takes twelve films, each suspended in the solution from a Kodak Cut Film Developing Hanger. Development proceeds by the time and temperature method. The tank is made of acid-resisting metal and measures 4 x 5 1/4 x 6 inches. Kodak Developing Box, No. 1, without hangers. \$2.00


Kodak Cut Film Developing Hanger

FOR use with Kodak Developing Box, No. 1. It lies across the top of the box. Clips are of acid-resisting metal.



Kodak Cut Film Developing Hangers, each \$0.20

Eastman Thermometer



AN accurate instrument, especially convenient in tank or tray development. The hook makes it easy to suspend the thermometer in solutions. Its curved back protects the tube and fits the corner of a developing tank.

Eastman Thermometer. \$0.90

Thermometer Stirring Rod



THIS triple purpose rod is 1/4 inch in diameter by 9 1/4 inches long, and is stoutly constructed. Stirring with it mixes ingredients thoroughly and at the same time gives an accurate record of the temperature. The flat end is useful in crushing lumpy powders.

Thermometer Stirring Rod. \$1.25

Kodak Safelight Lamp

THIS lamp is ideal for all darkroom uses. It is made to suit the work of the beginner, the advanced amateur, or the professional.

It is supplied with a 5 x 7 Series 1 Safelight, for use with films or plates that are not highly color sensitive. Safelights of other series are also available.

The lamp is made of metal, neatly finished. It is supplied with safelight, electric cord and fittings, excepting 25-watt electric bulb.

Kodak Safelight Lamp \$3.50
 Extra Safelight, 5 x 7, any series75



Eastman Safelight Lamp

SUSPENDED from an electric cord or fixture, the Eastman Safelight Lamp throws the light from a 10-watt bulb directly downward over the work table. Supplied with 5 x 7 Series 2 Safelight, for use with films or plates, unless otherwise ordered. Strongly constructed of metal, neat, convenient.

Eastman Safelight Lamp, without bulb \$3.00
 Extra Safelight, 5 x 7, any series75



Brownie Safelight Lamp

THE Brownie Safelight Lamp, but little larger than the electric bulb it holds, screws into any electric socket. It is made of japanned metal, and has safelights both at the end and at the front, as shown. Both safelights are Series 1, and are interchangeable with other series. A 10-watt electric bulb (not supplied) is the source of illumination.

Brownie Safelight Lamp \$1.75
 Extra Circular End Safelight (any series), each25
 Extra Rectangular Safelight (any series), each40




Extra Safelights for Safelight Lamps

- SERIES 00—For use with developing-out papers (except bromide).
 - SERIES 0—For use with bromide paper and with lantern slide plates.
 - SERIES 1—For use with films or plates not highly color sensitive.
 - SERIES 2—For extra rapid orthochromatic films and plates.
 - SERIES 3—For use with red-sensitive panchromatic films and plates.
- Price, any series, for Eastman and Kodak Safelight Lamps—\$.75.
 Price, any series, for Brownie Safelight Lamp; circular—\$.25; rectangular—\$.40.

Improved Kodak Film Clip

A STURDY, dependable clip made in two styles of solid, non-corrosive metal. One is used in suspending the film from a support. The other can be attached to the lower edge of the film, a lead weight keeping the film taut. Both styles have 2-inch jaws. Drainage holes in them prevent water from collecting and eliminate the danger of streaking dry films.



Improved Kodak Film Clip without lead weight \$0.35
 Improved Kodak Film Clip with lead weight45

Kodak Junior Film Clip

TWO teeth in the jaw of this clip remove all possibility of slipping. The clip is made in one size only, 1 $\frac{3}{16}$ inches wide, of acid-resisting metal, and is equally practical for tray development or for drying films.



Kodak Junior Film Clip No. 1 \$0.15

Eastman Film Developing Clip

A STRONG and thoroughly dependable clip. Made in two sizes, with nickel finish.

3 $\frac{1}{2}$ -inch, per pair \$0.30
 5-inch, per pair40



Kodak Candle Lamp

WHENEVER space is at a premium, or wherever electricity is not available—on the camping trip, for instance—this clever lamp is very popular. It is collapsible and takes up very little room when not in use. It is made of special, tested ruby fabric bound in metal frames, and gives a strong light, safe for photographic work.

Kodak Candle Lamp, with one candle \$0.40
 Extra Candles, per dozen40



Kodak Darkroom Lamp


THE Kodak Darkroom Lamp is oil burning, is fitted with both orange and ruby glass, and has an adjustable winged light shield. The unusually broad wick is regulated from the outside and gives a soft, steady light.

Kodak Darkroom Lamp \$1.50



Developing Trays

"Bull's Eye" (Composition)		Eastman Enameled	
3 1/4 x 4 1/4 . . .	\$0.30	3 1/2 x 12 . . .	\$1.30
4 x 540	4 x 6 . . .	\$0.65
4 x 645	5 x 880
		5 x 785



Developing and Printing Outfits



THE camerist who wishes to do his own developing by the tray method and to make his own prints, can save himself both time and expense by using either of these outfits.

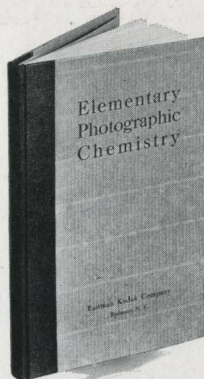
Prices

One Kodak Candle Lamp	\$0.40
One Printing Frame40
One Glass for Frame05
One 4-ounce Graduate15
One Stirring Rod06
Four Developing Trays40
Five Tubes Eastman Special Developer35
One-half pound Kodak Acid Fixing Powder15
Two dozen 3 1/4 x 5 1/2-inch Velox Paper40
Two ounces Nepera Solution for developing Velox20
Instruction Book (free)	
	Value \$2.56
EASTMAN 3A OUTFIT, COMPLETE, NEATLY PACKED.	Price \$2.00
EASTMAN A B C OUTFIT, similar to above but providing for 4 x 5-inch or smaller pictures	\$2.00

Elementary Photographic Chemistry

THIS informative booklet fills the need for a simple account of photographic chemistry for practical photographers. Chapter I contains a brief introduction to elementary chemistry. Subsequent chapters describe the important photographic chemicals, their properties and reactions. Important features are a table of solubilities of the chemicals in common use, practical information on formulas, the preparation and use of solutions, etc.

The latest edition of this 100-page book has been thoroughly revised and much new material has been added. It is attractively bound in boards. Price, \$.50.



Kodak Amateur Printer

FOR quick and convenient contact printing the amateur can choose no better means than this compact device, built to simple but scientific Eastman standards.



It fits negatives from $1\frac{5}{8} \times 2\frac{1}{2}$ to 4×5 or $3\frac{1}{4} \times 5\frac{1}{2}$ inches. The negative to be printed is placed on the top glass window by the light of a red bulb inside the printer. A simple masking arrangement controls the white margins and holds the negative during any number of exposures. The paper is placed over the negative and the hinged frame closed. This automatically turns on a 60-watt electric lamp (not supplied) and makes the exposure. The position of this lamp is readily adjustable to give even illumination to negatives of various sizes.

The printer is supplied with $5\frac{1}{2}$ feet of electric cord with plug attached, and one red bulb.


Kodak Amateur Printer \$10.00

Kodak Auto-Mask Printing Frame

THIS frame can be used in printing from any negatives of amateur size: 4×5 , $3\frac{1}{4} \times 5\frac{1}{2}$ inches or smaller.

Attached to the frame are two slides adjusted from the outside, forming an accurate mask of whatever size is desired. Any number of uniformly masked prints can be made without readjusting the negative or the masking slides.

The entire frame is carefully constructed, of quality materials, to give years of service.




Kodak Auto-Mask Printing Frame \$1.50

Eastman Printing Frames

THESE frames have a two-section hinged back, with clamps to hold the negative and paper firmly.

Construction is of beech, a high grade wood that assures rigidity and long life, and obviates danger of warping.




For 2¼ x 3¼-inch plates and V. P. K. or smaller film negatives	\$0.35
For 2½ x 4¼-inch or smaller film negatives40
For 3¼ x 4¼-inch plates and 2¼ x 3¼ or smaller film negatives40
For 3¼ x 5½-inch or smaller film negatives40
For 3¼ x 5½-inch plates45
For 4 x 5-inch plates or films40
For 5 x 7-inch plates or films55
For 3½ x 12-inch films	1.60

Eastman Printing Frames are supplied without glass

Kodaloid Printing Masks

THESE transparent, durable masks, orange-red in color, have openings of various convenient sizes. Their transparency enables the user to see clearly the portions of the picture which are being masked off. This is an advantage not present in masks made of opaque material.



For 3A Frames, 8 masking sizes, each	\$0.10
For 4 x 5 Frames, 6 masking sizes, each10
For 5 x 7 Frames, 5 masking sizes, each15

Kodak Magnesium Ribbon Holder



KODAK Magnesium Ribbon provides an intensely bright light suitable for exposing Velox, and an excellent supplementary illumination for portraiture, copying and interior work in general.

It is furnished in the handy holder illustrated. It is best ignited by means of the special alcohol lamp listed below. A forward movement of the thumb pushes out the desired length of ribbon through a small opening, while a reverse movement extinguishes the ribbon instantly.

The Kodak Magnesium Ribbon Holder is just another of the many Eastman accessories that when called upon are ready to add so much to photographic pleasure.

Kodak Magnesium Ribbon Holder	\$0.50
Alcohol Lamp50

Velox

**"Look for Velox on
the Back"**



Velox prints are identifiable by the name "Velox" tinted lightly on the back

VELOX is a non-abrasion developing-out paper, ideal for amateur work. It takes into account the fact that amateur pictures are made under greatly varying light conditions, its four degrees of contrast fitting every type of amateur exposure. If the negative is at all printable, some one of these four degrees will give the proper and most pleasing rendering of highlights and shadows. This versatility makes it possible to tone down extreme contrasts and helps to correct exposure errors.

Negatives of extreme contrast give best results on No. 1; negatives of average contrast print best on No. 2; flat negatives call for No. 3, and exceedingly thin or flat negatives yield the best prints on No. 4.

Velox is also supplied in two surfaces. Therefore it not only meets the requirements of every negative but also gives the amateur a choice in the matter of finish. Glossy Velox contrasts Nos. 2 and 3 are available in postcard form as well as in regular sheet form, in double weight.

GRADE	SURFACE	CONTRAST				*Furnished also in Double-weight Velox. Double-weight papers require no mount and when printed under a mask, which will insure a white margin, offer a very artistic effect.
Velvet Velox	Semi-Gloss	1	2	3	4	
Glossy Velox	Enameled	1	*2	*3	4	

Velox Sundries

Nepera Solution, 4-ounce bottle	\$0.28
Ditto, 16-ounce bottle84
Nepera Auxiliary Powders (for converting Nepera Solution to a film or plate developer), package of 1235
Eastman M. Q. Developer, package of 5 glass tubes30
Velox Re-developer Tubes for Sepia Toning, package of 12	1.08
Velox Liquid Hardener, 4-ounce bottle25
Ditto, 8-ounce bottle35
Kodak Acid Fixing Powder for fixing Velox prints, 1 pound25
Ditto, 1/2 pound15
Ditto, 1/4 pound10

Kodak Velvet Green

A SHADY woodland scene, a marine sunset, or a favorite mountain view—those are some of the many outdoor pictures whose beauty is infinitely increased by printing on Kodak Velvet Green. It faithfully reproduces the rich green tone of nature and gives effects that are unusual without being freakish. It lends a warmth and a realism that surprise the amateur who is accustomed to black and white prints.

And these prints that seem to breathe the atmosphere of out-of-doors can be made without any complicated materials or unusual skill. For Kodak Velvet Green is a developing-out paper as simple to use as Velox. Its manipulation is the same, excepting a slight change in the fixing bath and printing by daylight instead of artificial illumination. The surface—a smooth semi-matte—brings out detail fully. The degree of contrast is comparable to that of No. 2 Velox.

The paper is supplied in both single and double weights. In addition Kodak Velvet Green Post Cards are available.

Solio Paper

WHEN facilities are not available for printing on developing-out paper by artificial light, this glossy printing-out paper provides a simple substitute. Reddish-brown proofs can quickly be made on Solio by simply exposing in sunlight. More permanent prints, in a lighter shade, can easily be made by the same procedure, supplemented with the use of either of the toning and fixing agents listed below.

Solio is available in all amateur sizes.

Solio Toning and Fixing Powders, per carton, 5 tubes, \$0.35. Solio Combined Toning and Fixing Solution, per 8-ounce bottle, \$0.50; 4-ounce bottle, \$0.30

Velox Water Color Outfit

PHOTOGRAPHIC prints and lantern slides can be colored easily, artistically, by using Velox Colors. They are transparent and blend readily, so that the desired effect is obtained without experience or special ability. The outfit includes twenty-six stamps of each of twelve colors, and three brushes. It comes in a white enamel case, the inside cover of which is used as a mixing palette.



Velox Transparent Water Color Stamps, complete booklet, 12 colors	\$0.50
Separate Color Leaves, per sheet04
Set of three Special Brushes50
Velox Water Color Outfit, including book, three brushes and case	1.00

Kodak Auto-Focus Enlarger

THE easiest and most efficient means of making amateur enlargements is supplied by this simple apparatus, which clamps to any table.



The enlarger focuses itself. As the camera is moved up or down to form an image of the desired size a cam-and-lever arrangement maintains the focus at critical sharpness. Enlarging with this outfit is therefore as rapid and easy as contact printing. And the Kodak Anastigmat lens supplied assures big prints that are professional in quality.

Plate or film negatives up to 4 x 6 inches can be accommodated, and enlarged from 1½ to 3½ diameters. The largest possible print is 14 x 21 inches. V. P. K. negatives can be enlarged to 5⅝ x 8¾.

The ventilated lamp house holds an electric lamp (not supplied) of from 75 to 200 watts. A diffusing disc is supplied separately for soft-focus effects.

Kodak Auto-Focus Enlarger with Kodak Anastigmat lens, electric cord and plug, set of six flexible metal masks	\$33.00
Diffusing Disc	1.00

Eastman Enlarging Papers

THESE bromide enlarging papers give unsurpassed quality in the big print and offer a wide variety of effects. Best of all, they are just as easy to use as Velox.

Royal Bromide is a buff paper, especially suited to the making of sepia enlargements by redevelopment. Eastman Portrait Bromide is particularly adapted to enlargements from portrait negatives. It is supplied in these surfaces and colors: D—(white) Rough Lustre; E—(buff) Rough Lustre; M—(white) Old Master; O—(buff) Old Master. The Old Master surface, especially, lends distinctive character to portraits without sacrificing detail or brilliance.

P. M. C. Bromide is a paper of excellent all-around quality. It is supplied in ten different grades, some of them single weight and others double weight. There is a variety of stocks and surfaces, and some of the grades are made in two or three degrees of contrast to fit various types of negatives. P. M. C. can therefore be counted on to suit practically every taste and requirement.



Whether you make them yourself or have your photo finisher make them, enlargements multiply the fun you get from your pictures.




Eastman Albums

LASTING pleasure from Kodak pictures is assured by mounting them in albums. The attractive and durable Eastman Albums, a few of which are shown here, are identified by the oval Eastman seal. Make your selection at your Kodak dealer's and look for the seal on the inside back cover.



The Colonial Album


LOOSE-LEAF, open-back style. Cover is of de luxe artificial leather. The beautiful design in polychrome covers the entire surface and in center the words "Ye Photo Album" are raised, embossed in bronze. Fifty black leaves held in place by silk-finished cord through cover and metal tubes. This is a most attractive album.



A, 5 x 8 . \$1.90 B, 7 x 11 . \$2.50 C, 10 x 12 . \$3.25 D, 11 x 14 . \$3.50
 Package of 12 extra leaves, Size A (5 x 8) \$0.15; Size B (7 x 11) \$0.18;
 Size C (10 x 12) \$0.30; Size E (11 x 14) \$0.40

Library Albums


THESE two Library Album styles fill the demand for albums in book form, readily placed in the bookcase when not wanted. In keeping with this idea, the words "Kodak Library" are stamped in gold on the rounded back.



Black Leather Library Album

Choice of genuine seal grain, black leather, finished on cover with a pressed book design—and de luxe artificial leather cover, with an exclusive book design and artistic coloring.

The loose-leaf arrangement for holding the fifty black leaves is inside the cover—therefore, there are no projections to mar table or desk on which album may be placed.




De Luxe Library Album

B, Black leather, 6½ x 9 (size of leaf from folding edge) \$3.25
 M, De Luxe artificial leather, 6½ x 9 (size of leaf from folding edge) 2.50
 Extra leaves, package of 12, size L, \$0.18

The Outing Album

A LOOSE-LEAF album with embossed paper cover, has twelve grey leaves held in place by cord through cover, finished with a beautiful design in high relief—just right to give to friends as an inexpensive souvenir of some event recorded photographically, such as a vacation, auto trip or picnic.



No. 1 (4¾ x 7) \$0.25 No. 2 (7 x 10) \$0.35
 Package of 6 extra leaves, Size P (4¾ x 7) \$0.10; Size R (7 x 10) \$0.15



The Lucerne Album

HERE is an album that "stands out" from the crowd. The cover is a beautiful glazed brown leather, finished in a pigskin surface—brightened with genuine gold leaf tooling around edges. The leaves are held in place by a leather thong through cover of the oblong style; in the library style, by a silk-finished cord. Its appearance bespeaks quality—richness. It is especially suitable as a gift.



B, 7 x 11, Oblong	\$4.50
D, 11 x 14, Oblong.	8.50
E, 8 x 10, Upright (a library book style)	4.50

Package of 12 extra leaves, Size X (7 x 11) Brown, Oblong, \$0.25
 Size O (11 x 14) Brown, Oblong, \$0.50; Size Z (8 x 10) Brown, Upright, \$0.40

The Juno Album


LOOSE-LEAF, open-back style. Fifty black loose leaves held in place by metal tubing and cord through covers. Brown or black embossed English grain imitation leather cover. The word "Photographs" stamped in gilt on cover.



5 x 8, BA, brown or CA, black	\$1.10	10 x 12, BC, brown or CC, black	\$2.25
7 x 11, BB, brown or CB, black	1.50	11 x 14, BD, brown or CD, black	2.50

Package of 12 extra leaves, Size A (5 x 8) \$0.15; Size B (7 x 11) \$0.18;
 Size C (10 x 12) \$0.30; Size E (11 x 14) \$0.40

The Palermo Album



LOOSE-LEAF—closed back style. Cover is one piece, fine quality artificial leather and surfaced in a baby walrus grain effect. The leaves are held in place by a silk-finished cord through cover. Choice of black cover with black leaves; grey cover—grey leaves; brown cover—brown leaves. Cover is stamped in gilt with the word "Snapshots." A new-looking album at a reasonable price.

B-1, 7 x 11, Black Cover, Black Leaves	\$1.75	D-1, 11 x 14, Black Cover, Black Leaves	\$2.75
B-2, 7 x 11, Grey Cover, Grey Leaves	1.75	D-2, 11 x 14, Grey Cover, Grey Leaves	2.75
B-3, 7 x 11, Brown Cover, Brown Leaves	1.75	D-3, 11 x 14, Brown Cover, Brown Leaves	2.75

Package of 12 extra leaves, Size B (7 x 11) Black, \$0.18; Size S (7 x 11) Grey, \$0.25;
 Size X (7 x 11) Brown, \$0.25; Size E (11 x 14) Black, \$0.40; Size T (11 x 14) Grey, \$0.50;
 Size O (11 x 14) Brown, \$0.50

The Rhodes Album

LOOSE-LEAF, open-back style—choice of genuine black grain leather or embossed black book cloth, with 50 black leaves held in place by metal tubes and cord through cover. Cover stamped in foil with word "Photographs."

5 x 8	CA, cloth	\$0.90	LA, leather	\$2.00
7 x 11	CB, cloth	1.25	LB, leather	2.75
8 x 10	CE, cloth	1.50	LE, leather	3.10
10 x 12	CC, cloth	2.00	LC, leather	4.50
11 x 14	CD, cloth	2.25	LD, leather	5.00

Package of 12 extra leaves, Size A (5 x 8) \$0.15; Size B (7 x 11) \$0.18; Size K (8 x 10) \$0.20;
 Size C (10 x 12) \$0.30; Size E (11 x 14) \$0.40



The Valencia Album

CHOICE of three shades of covers—gunmetal grey with grey leaves—chestnut brown and olive grey with black leaves. The covers are ornamented with a beautiful engraved and duotinted embossed design. The word "Photographs" in antique metal colors adds a deft, finished touch. An attractive album at an attractive price.

7 x 11, B-1, Grey cover, Grey leaves . . . \$2.00	11 x 14, D-1, Grey cover, Grey leaves . . . \$3.00
7 x 11, B-2, Olive cover, Black leaves . . . 2.00	11 x 14, D-2, Olive cover, Black leaves . . . 3.00
7 x 11, B-3, Brown cover, Black leaves . . . 2.00	11 x 14, D-3, Brown cover, Black leaves . . . 3.00

Package of 12 extra leaves, Size B, Black (7 x 11) \$0.18; Size S, Grey (7 x 11) \$0.25;
Size E, Black (11 x 14) \$0.40; Size T, Grey (11 x 14) \$0.50

The Kodak Album

LOOSE-LEAF, open-back style. Choice of genuine leather cover in black and oliveblend—both surfaced in an etched pine needle effect. Fifty black, round-cornered leaves held in place with silk-finished cord through cover and metal tubes.




5 x 8, RA, Black Cover \$2.25	SA, Olive Cover \$2.25
7 x 11, RB, Black Cover 3.25	SB, Olive Cover 3.25
10 x 12, RC, Black Cover 4.50	SC, Olive Cover 4.50
11 x 14, RD, Black Cover 5.50	SD, Olive Cover 5.50

Package of 12 extra leaves, Size A (5 x 8) \$0.15; Size B (7 x 11) \$0.18;
Size C (10 x 12) \$0.30; Size E (11 x 14) \$0.40

Kodak Negative Albums

WITH a Kodak Negative Album the amateur can store film negatives in individual translucent envelopes, where they can be viewed individually—without being removed. They are ready for reprints, safe from loss or damage. Each album holds 100 negatives. A neat index is included.



For 100 negatives, 1 5/8 x 2 1/2 \$1.25	For 100 negatives, 4 x 5 \$1.50
For 100 negatives, 2 1/4 x 3 1/4 1.25	For 100 negatives, 3 1/4 x 5 1/2 1.50
For 100 negatives, 2 1/2 x 4 1/4 1.25	For 100 negatives, 5 x 7 1.75
For 100 negatives, 3 1/4 x 4 1/4 1.25	



Kodak Dry Mounting Tissue

THIS tissue offers one of the easiest and most satisfactory methods of mounting prints. Just fix the tissue on the print, lay both on the mount and press with a warm flat-iron. In this way pictures are mounted smoothly and securely, without fuss or bother.

Packages of from 1 to 3 dozen, according to size, to fit Kodak negatives, \$0.10

Kodak Photo Paste

AN EXCELLENT white adhesive, both for mounting prints and for general household use. The tapered friction cap quickly seals the tube and, as it is weighted, will not tip over when withdrawn from the tube.



1½-ounce tube \$0.10 2-ounce tube. \$0.15

Eastman Photo Paste

AHIGH quality paste. It is white and will not discolor the print.

4-ounce jar \$0.25


Kodak Liquid Glue

AN EXCELLENT glue for any purpose. With it the amateur can do mounting by simply tacking down the corners instead of covering the entire print with adhesive.



Per tube \$0.15

Kodak Trimming Boards



STAUNCHLY constructed, in sizes suited to the amateur photographer's needs. The boards are of hard wood, the blades of fine quality steel, and the rules are plainly marked.

No. 1, capacity, 5 x 5 inches . \$0.75
No. 2, capacity, 7 x 7 inches . 1.00

Kodak Print Roller

AHIGHLY convenient aid in mounting. The frame is nicked and the rubber rolls are six inches long. The desired pressure is easily exerted by means of the overhead handle.



Kodak Print Roller \$1.00

Flexo Print Roller

THE four-inch rubber roll is supported in a black enamel frame.

Flexo Print Roller \$0.35



Tested Chemicals

CERTAINTY of good results in making negatives and prints depends as much on the quality of your chemicals as on any other one thing. All Kodak chemicals are tested both photographically and for purity before the E. K. C. tested seal is allowed to be affixed to them.



Eastman Special Developer Powders, per package of 5, in sealed glass tubes	\$0.35
Eastman M. Q. Developer, per package of 5 tubes	.30
Eastman Hydrochinon Developer Powders, per 1/2 dozen	.30
Ditto, per package of 5 powders, in sealed glass tubes	.35
Eastman Pyro Developer Powders, per 1/2 dozen	.30
Ditto, per package of 5 powders, in sealed glass tubes	.30
Eastman Tropical Developer, 5 powders, in sealed glass tubes	.40
Elon, per 1 ounce	.52
Kodolon, per 1 ounce	.47
Hydrochinon, per 1-ounce can	.22
Eastman Permanent Crystal Pyro, per 1-ounce bottle	.27
Velox Re-developer, including bleaching agent, per package of 12 tubes	1.08
Sodium Thiosulphate (Hypo), granular, per pound	.18
Alum Potassium, powdered, per pound	.20
Kodak Acid Fixing Powder, per pound package	.25
Ditto, per 1/2-pound package	.15
Ditto, per 1/4-pound package	.10
Eastman Intensifier, per glass tube	.15
Eastman Reducer and Stain Remover, per box of 5 tubes	.50
Eastman Opaque No. 1, per tube	.25
Potassium Bromide, granular, per ounce can	.14
Acetic Acid, 28 per cent pure, per 1-pound bottle	.35
Citric Acid, 4-ounce bottle	.42
Eastman Tested Sodium Carbonate (desiccated), per 1-pound bottle	.40
Eastman Tested Sodium Sulphite (desiccated), per 1-pound bottle	.45

For Velox preparations, see page 56. For Solio preparations, see page 57.
For Tank Developer Chemicals, see page 49.

Miscellaneous

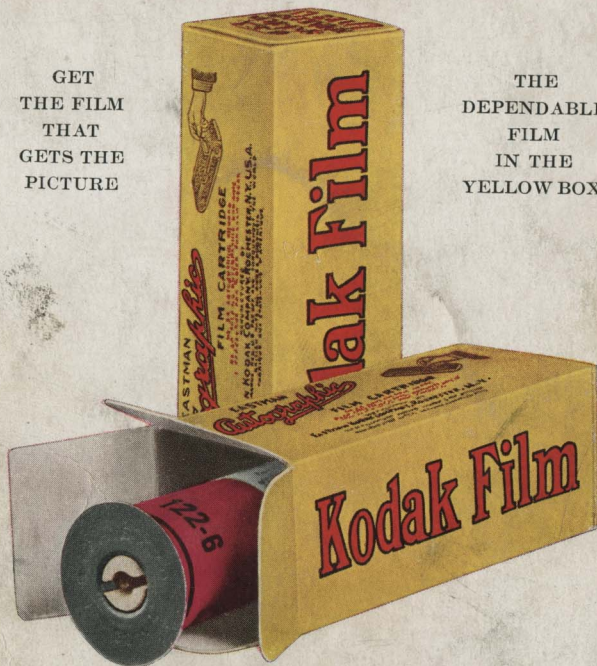
Cable Releases, each	\$0.35	Eastman Spotting Colors (consist of three colors, black, white and sepia), per set	\$0.25
Eastman Special Squeegee, 8-inch	1.25	Ferrotyping Plate, 10 x 14, light	.30
Hard Rubber Stirring Rod	.30	Ferrotyping Plate, 10 x 14, heavy	.30
Finger Tips, set of 3	.15	Rubber Focusing Cloth, per yard	\$1.00

Terms

THE prices in this catalog are strictly net, except to regular dealers who carry our goods in stock. THESE PRICES ARE, HOWEVER, SUBJECT TO CHANGE WITHOUT NOTICE. For the convenience of our customers, we recommend that they make their purchases from a dealer in photographic goods, as by so doing they can save time and transportation charges.

EASTMAN KODAK COMPANY, ROCHESTER, N. Y.

GET
THE FILM
THAT
GETS THE
PICTURE



THE
DEPENDABLE
FILM
IN THE
YELLOW BOX

KODAK is the registered and common-law Trade Mark of the Eastman Kodak Company and cannot be rightfully applied except to goods of their manufacture. When a dealer tries to sell you, under the Kodak name, a camera or films or other goods not of their manufacture, you can be sure that he has an inferior article that he is trying to market on the Kodak reputation.

Only Eastman Makes the Kodak

The Eagle Drug Company
124 Tuscarawas Street West
139 Market Avenue South
323 Tuscarawas Street East
CANTON, OHIO