



The Digitized Kodak Catalog Project (1886 - 1941): A Very Brief History

Most camera collectors at some point in their collecting careers pass through a Kodak phase - some never come out of it. And if there ever was one name that came to be associated with both cameras and collecting, it was Kodak.

George Eastman received his first patent (for coating dry plates) and bought his first manufacturing facility in 1880, and in 1881 he started the Eastman Dry Plate Company. In 1886 he received a patent for the near-mythical Eastman Detective Camera, but it wasn't until 1888 that the first camera bearing the name "Kodak" was introduced.

One of the nice things about collecting Kodak is that the product line is pretty well known, and because the company produced annual catalogs for many years, collectors can be reasonably sure of what they're looking at, when it was made, the variations and so on - presuming that they have access to either the appropriate catalog, or a number of the many books which document Kodak, each to some greater or lesser extent.

But what would be really nice would be to have a complete set of Kodak catalogs in an easily accessible form and readily available. And since the advent of portable computing devices (PC, Macintosh, etc.) that's been possible - except for the difficulty of assembling a complete set of Kodak catalogs in one spot and then scanning them and making the results available.

The idea of digitizing a complete set of Kodak catalogs has kicked around the collecting community for many years. It's been proposed on a number of online forums, during meetings of various photohistory groups, and for years there have been many incomplete "Kodak CDs" on eBay but at best, they only contained a few catalogs - whatever the owner had available. But assembling a complete set of catalogs, then scanning and processing perhaps 3,000 to 4,000 pages, was a daunting task - if not completely overwhelming - and nothing ever came of it.

Until now.

In early 2010, the idea came up again, but this time we - "we" as in "the collecting community" - were lucky. A number of collectors were willing to loan their catalogs to this project and a couple of insane - wait, let's call them "dedicated" - dedicated enthusiasts - neither of whom collected Kodak, but both of whom enjoyed the challenge of such a project - were willing to put in the time and effort to scan and pull together the entire set of catalogs into a full-blown Kodak Catalog Digital Library.

Our initial objective was to include just the annual amateur catalogs, but it turns out that many cameras only appear in certain professional and specialty catalogs. We included as many of those as we could obtain so that almost every Kodak camera made in the US, Canada and Europe, would be documented - at least up to about 1941. After that, it becomes much more difficult as Kodak stopped producing annual catalogs as their product line became increasingly more diversified.

However, even with the additional "non-amateur" catalogs, we weren't completely successful in illustrating "every" camera Kodak ever made. There are an elusive few that might appear in specialty catalogs that we simply couldn't track down. If you can't find one of those odd cameras, that's no doubt why. We may do a revision at some point in the future if someone is willing to loan us a catalog that includes a camera that isn't already recorded.

In this project, a total of 67 catalogs were used from 1886 through 1941 including a number of professional and dealer catalogs, and in some years, two or even three different catalogs to cover all the bases. With the cooperation of a number of dedicated collectors, we were able to pull together all those catalogs and in June 2010, the project started in earnest.

By November 2010, we had scanned everything we needed and eventually all 67 catalogs were then reassembled as image folders and converted to the universally accepted PDF format and finally, converted into individually searchable PDFs which could then be searched globally as a collection.

For those of you interested in the statistics: about 200 hours of scanning time (we never want to hear that sound again), 67 catalogs and 3,908 page scans - which generated 7,917 original and processed images - and 11.4 GB of disk space. Additionally, another 100+ hours of technical development time was needed to convert the digital catalogues into a fully searchable "knowledgebase" that could be launched from most any standard web browser.

The overwhelming number of catalogs was loaned to us by that most remarkable of Kodak collectors, Charlie Kamerman of Eagle Creek, Oregon. Without Charlie, it's very doubtful that this project could even have been attempted.

But as it turned out, even Charlie didn't have all the publications that were needed, but he was able to track down the five that he lacked and was able to secure either a copy or high resolution images that we could work with. And so, our thanks to the contributors of the catalogs and scans that we used:

Charlie Kamerman for the vast majority of catalogs used and all his help,
Steve Shohet for loaning a variety of test catalogs,
Ryerson University (Toronto) for the 1886 Eastman Catalog
George Layne for the 1890 New Kodaks Catalog,
Mike Kessler for the 1891 Dealer Display Catalog,
Ralph London for the 1893 UK Catalog,
Michael Pritchard for the 1897 UK Catalog.

The digital side of the project - also known as "all of the work" - was done by Rob Niederman of Medina, Minnesota, and Milan Zahorcak of Tualatin, Oregon. Remarkably we're still friends and in a few years, we'll probably be able to talk about this project rationally.

And there you have it, a more-or-less done deal. We're fairly sure that it isn't quite perfect, and expect there will be some carping about something or other; but all-in-all, we believe this to be a pretty good product and can now move on to something else.

Our thanks to all of those involved.

Rob Niederman
Milan Zahorcak

Fall, 2011

KODAKS

AND
KODAK SUPPLIES




EASTMAN KODAK COMPANY


ROCHESTER, NEW YORK

"THE KODAK CITY"





AUTOGRAPHIC PHOTOGRAPHY

ND now comes Autographic Photography to add still further charm and practical utility to the Kodak system of picture making.

What is Autographic Photography?


What this new Autographic feature means to the amateur, can best be appreciated by looking over some old negatives. How many of these positively can be identified? Who was this? When was this taken? Where was that taken? The Autographic feature eliminates all this confusion, the idea being, not only to make such record at the time the exposure is made, but to make it as permanent a part of the negative as the picture itself. *You write the title; it does the rest.*

To go on a trip and come back with the full assurance that you know when and where each picture was made—that is the motive in Autographic Photography. The traveller, the motorist or the vacationist often finds it difficult to identify certain pictures that may have been made some time previously. An Autographic Kodak enables one to date and title easily and almost instantly each exposure as it is made.

The parent needs the dates and interesting facts to make the picture story of the child, from babyhood,

complete; the architect, the engineer or the contractor, who makes progressive pictures showing the condition of work accomplished; the careful amateur, who wishes to improve his work by keeping a memorandum of exposures; the farmer or stock grower, who is buying or selling stock—to all of these the Autographic Kodak fulfills most forcefully, the purpose for which it was designed, and offers a means of positive identification or record of each exposure, not hitherto possible in any photographic process.

Every negative that is worth making, is worth dating and titling, if for no other reason than for future identification. It may be the signature of a friend you have photographed; the name of an acquaintance; the record of work completed; the brief description of some place of historic interest, or in lighter vein, a mere jocose caption, or it may be information that will lead to better photographic results.



Adeline starts school 9/8/14

An Autographic Negative

The value of the Autographic feature lies in the fact that the date and title are kept as a permanent record on the negative. It is not a part of the plan that the writing shall appear on the print itself, but it is obvious that it can easily be included on the print, if desired.

How it is done. The Autographic Kodak has a spring door in the back which is closed by a stop. This little door covers the slot through which the writing is done on the red paper protecting

the film. Any medium hard pencil, or the stylus which is provided for the purpose, can be used for writing the titles. The slot is so located as to bring the title into the margin between the exposures, when the number appears centered in the little red window. This brings the title at the bottom of an upright, or at the left end of a horizontal negative.


The Autographic Film Cartridge differs from the regular N. C. Film Cartridge in this respect: A thin red paper is used, instead of the familiar red and black (duplex) paper. This red paper, in itself, is not fully light-proof, but between it and the film is a thin strip of black displacing tissue which serves the double purpose of light-proofing the cartridge, and of permitting the recording on the film, by light, of the writing upon the red paper. When the data has been written on the red paper, and printed (by exposing with door open to the sky, but not the sun, for from one to five seconds) the record is photographically impressed on the film, and appears when the film strip is developed.

The process of development of the Autographic Film Cartridge is exactly the same as with the Kodak N. C. Film Cartridge. Autographic Kodaks may be used with the regular Kodak N. C. Film Cartridges. The other models of Kodaks may be used with Autographic Cartridges, but to get Autographic results, you must use an Autographic Kodak and Autographic Film.

All Kodaks, with the single exception of the Panorams, are now Autographic.

EASTMAN KODAK CO.

ROCHESTER, NEW YORK
"The Kodak City"



Vest Pocket Autographic Kodak

SO flat and smooth and small that it will slip unobtrusively into the vest pocket or a lady's hand-bag, simple and certain in action, and capable of making pictures of the finest quality, the Vest Pocket Kodak has far more than its mere compactness to recommend it.

No matter how many larger cameras one may have, there's always an advantage in the possession of this little instrument—for it need never be left behind on account of weight or bulk. With the new Autographic feature it becomes a veritable vest pocket notebook.

For average work, this little Kodak fitted with tested meniscus achromatic lens, produces excellent pictures under all ordinary conditions.

For microscopic definition and clearness in details, the Kodak Anastigmat lens has proven a great success. This lens offers the unusual advantages of an anastigmat equipment at a surprisingly low price. It works at a speed of *f. 7.7*, and is fully corrected.

Then for those who want not only the absolute sharpness and flatness of field of the anastigmat, but the maximum of speed as well, we fit the camera with Zeiss Kodak Anastigmat lens, *f. 6.9*.


The Vest Pocket Autographic Kodak is built as accurately as a watch and the Kodak Ball Bearing shutter No. 0, which is supplied with all three lens equipments, works with precision and without jerk or jar. Although made of metal, the camera is light in weight and extremely compact. It is always ready for action, as it is only necessary to pull out the front to its full extent and it is focused for any distance. Has brilliant, reversible finder.


This little camera makes an ideal gift, and for the purpose we can supply an imported satin finish leather case, in a shade of soft tan. (See price list.)

Details For rectangular pictures, $1\frac{1}{8} \times 2\frac{1}{2}$ inches. Capacity, 8 exposures without reloading. Size of Kodak, $1 \times 2\frac{3}{8} \times 4\frac{3}{4}$ inches. Weight, 9 ounces. Lens, regular meniscus achromatic, 3-inch focus, or Kodak Anastigmat, *f. 7.7*. *Special*, Zeiss Kodak Anastigmat lens, *f. 6.9*. Shutter, Kodak Ball Bearing No. 0. Brilliant reversible finder. All metal body, black enamel finish and black leather bellows.

Prices

Vest Pocket Autographic Kodak, meniscus achromatic lens and Kodak Ball Bearing shutter	\$6.00
Ditto, with Kodak Anastigmat lens, <i>f. 7.7</i>	10.00
Vest Pocket Autographic Kodak <i>Special</i> , Zeiss Kodak Anastigmat lens	22.50
Leather Case for Vest Pocket Kodak75
Grain Leather Case for Vest Pocket Kodak <i>Special</i>	1.50
Imported Satin Finish Leather Case	2.00
Hand-bag for Vest Pocket Kodak25
Autographic Film Cartridge, 8 exposures, $1\frac{1}{8} \times 2\frac{1}{2}$ (No. A 127)20
Kodak Portrait Attachment50





No. 1 Autographic Kodak Junior

IN the year that this Kodak has been on the market, it has established itself as a permanent member of the Kodak family. The results with the No. 1 Autographic Kodak Junior have been so satisfactory that it has enabled the beginner, as well as the more experienced, to enjoy the pleasures of photography with assurances of success, and at a low cost. It has all the daylight features, the convenience and dependability of the Kodaks.

This Kodak makes $2\frac{1}{4} \times 3\frac{1}{4}$ pictures and loads with the Autographic Film Cartridge of six exposures (No. A 120),

permitting the recording of data on each negative. And for loading and unloading, the back of the camera is so constructed as to make it unusually easy to remove.

A striking feature of this camera is its extreme thinness and all-around compactness. It will readily slip into the pocket, and yet it is fully equipped for efficient work in all branches of general amateur photography. It is fitted with the No. 0 Kodak Ball Bearing shutter with cable release, speeds $\frac{1}{25}$ and $\frac{1}{50}$ of a second, with either Rapid Rectilinear or meniscus achromatic lens, or with No. 1 Kodak Ball Bearing shutter, having variable speeds of $\frac{1}{25}$, $\frac{1}{50}$ and $\frac{1}{100}$ of a second when fitted with Kodak Anastigmat, *f.* 7.7 lens.




The No. 1 Autographic Kodak Junior is provided with automatic focusing lock, collapsible reversible finder, two tripod sockets—in fact, the practical, convenient working equipment which one expects in a true Kodak.

The camera is well made in every respect, it is covered with a good quality of grain leather, and the metal parts are finished in nickel and black enamel.

Details For rectangular pictures, $2\frac{1}{4} \times 3\frac{1}{4}$ inches. Capacity, 6 exposures without reloading. Size of Kodak, $1\frac{7}{8} \times 3\frac{5}{8} \times 6\frac{3}{8}$ inches. Weight, 23 ounces. Lens, meniscus achromatic, $4\frac{1}{4}$ -inch focus. Also supplied with Rapid Rectilinear or Kodak Anastigmat *f.* 7.7 lens, if desired. Shutter, Kodak Ball Bearing with cable release. (See page 34.) Brilliant reversible collapsible finder.

Prices

No. 1 Autographic Kodak Junior, with meniscus achromatic lens and No. 0 Kodak Ball Bearing shutter	\$9.00
Ditto, with R. R. lens	10.50
Ditto, with Kodak Anastigmat lens, <i>f.</i> 7.7 and No. 1 Kodak Ball Bearing Shutter	15.00
Black Sole Leather Case, with strap	1.50
Kodak Autotime Scale (Style J, for use with single lens; Style I, with R. R. lens)	1.00
Autographic Film Cartridge, 6 exposures (No. A 120)20
Kodak Portrait Attachment50



No. 1A Autographic Kodak Junior

SO compact that it will readily slip into the pocket, this camera offers that high standard of efficiency which is essentially the Kodak idea. With its strikingly thin, compact form and its reliable equipment, the No. 1A Autographic Kodak Junior surely will please anyone who prefers pictures of the $2\frac{1}{2} \times 4\frac{1}{4}$ size. This is one of the most popular amateur sizes, since the proportions are unusually pleasing for landscapes, street scenes, and the like, in the horizontal position, and especially suited for portraiture when used vertically.

This camera, like the No. 1 Junior, possesses the Autographic feature, which is the one biggest thing in amateur photography, permitting the writing of date and title on each

picture. Twelve or six-exposure Autographic Film Cartridges may be used, giving the same advantages of daylight loading as the old style cartridges.

The shutter is the Kodak Ball Bearing with cable release, which works not only for bulb and time exposures, but has variable indicated speeds of $\frac{1}{25}$, $\frac{1}{50}$ and $\frac{1}{100}$ second. The leaves, opening in the shape of a star, admit the greatest possible amount of light, for a between-the-lens shutter, at each exposure.

The camera is furnished with either meniscus achromatic, Rapid Rectilinear or Kodak Anastigmat lens. In either case the lens is carefully tested and must conform to the high Kodak standard before it is allowed to go on the camera.


Simplicity marks this camera in every respect. It has an automatic focusing lock, which permits the camera to be brought to focus quickly for objects at any distance. The finder is of the new collapsible reversible type. It has two tripod sockets, so that the camera may be easily used with a tripod in either the vertical or horizontal position. The back and bed are of aluminum, the covering is seal grain leather, bellows of black leather and metal parts are finished in nickel and black enamel.

Details For rectangular pictures, $2\frac{1}{2} \times 4\frac{1}{4}$ inches. Capacity, 12 exposures without reloading. Size of Kodak, $1\frac{3}{8} \times 3\frac{3}{4} \times 8$ inches. Weight, 28 ounces. Lens, meniscus achromatic, 5-inch focus. Also supplied with R. R. or Kodak Anastigmat, $f. 7.7$ lens, if desired. Shutter, Kodak Ball Bearing with cable release. (See page 34.) Brilliant reversible collapsible finder.

Prices

No. 1A Autographic Kodak Junior, with meniscus achromatic lens and Kodak Ball Bearing shutter	\$11.00
Ditto, with R. R. lens	13.00
Ditto, with Kodak Anastigmat lens, $f. 7.7$	18.00
Black Sole Leather Case, with strap	1.50
Kodak Autotime Scale (Style L, for use with single lens; Style A, with R. R. lens)	1.00
Autographic Film Cartridge, 12 exposures (No. A 116)50
Ditto, 6 exposures25
Ditto, 2 exposures12
Kodak Portrait Attachment50





Nos. 1A and 3 Autographic Kodaks

THESE two cameras embody all the features that the most discriminating amateur could desire for successful picture making. And since the advent of Autographic photography with that added feature, their scope is still further broadened.

The No. 1A makes $2\frac{1}{2} \times 4\frac{1}{4}$ pictures, a convenient shape for both horizontal and vertical composition, while the No. 3 makes $3\frac{1}{4} \times 4\frac{1}{4}$ pictures, which is known as the lantern slide size. The No. 3 is equipped with rising and sliding front, to assist in photographing architectural subjects. With these exceptions, the two cameras are identical.

The shutters are the Kodak Ball Bearing, with the new cable release, mounted in which are Rapid Rectilinear lenses, required

to pass most rigid tests, or the new Kodak Anastigmat *f.* 7.7 lenses. As the leaves of the Kodak Ball Bearing shutter open in the shape of a star, the maximum of light is admitted during the entire period of exposure.

The No. 3 may be equipped with combination back for the use of plates, by the addition of a simple plate adapter. This is interchangeable with the regular back, is provided with ground glass for focusing and takes double plate holders. Of course, the Autographic feature can be used with film only.


Both cameras have all the Kodak simplicity, the exceptional lens and shutter equipment, and in addition possess the exclusive Autographic feature, permitting the recording of data on the film, at the time of exposure. Both are handsomely finished throughout. Back and bed are of aluminum, metal parts are highly nickeled, and covering is of finest seal grain leather.



Details For rectangular pictures, No. 1A, $2\frac{1}{2} \times 4\frac{1}{4}$ inches; No. 3, $3\frac{1}{4} \times 4\frac{1}{4}$ inches. Capacity, 12 exposures without reloading. Size of Kodaks, No. 1A, $2 \times 3\frac{3}{4} \times 8$ inches; No. 3, $1\frac{3}{4} \times 4\frac{1}{2} \times 7\frac{1}{2}$ inches. Weight, No. 1A, 26 ounces; No. 3, 23 ounces. Lenses, double combination, Rapid Rectilinear, focal length, 5 inches, or, if desired, Kodak Anastigmat *f.* 7.7 lens. Shutters, Kodak Ball Bearing, with cable release. Automatic focusing locks. Two tripod sockets. Brilliant reversible finders. Black leather bellows. No. 3 has rising and sliding front.

Prices

	No. 1A $2\frac{1}{2} \times 4\frac{1}{4}$	No. 3 $3\frac{1}{4} \times 4\frac{1}{4}$
Autographic Kodak, R. R. lens, Kodak Ball Bearing shutter	\$17.50	\$20.00
Ditto, with Kodak Automatic shutter	22.50	25.00
Ditto, Kodak Anastigmat lens, <i>f.</i> 7.7, and Kodak Ball Bearing shutter	22.50	25.00
Autographic Film Cartridge, 12 exposures (No. A 116 for No. 1A; No. A 118 for No. 3)50	.70
Ditto, 6 exposures25	.35
Ditto, 2 exposures12	.15
Black Sole Leather Case, with strap	1.50	1.75
Combination Back, with ground glass		3.50
Double Glass Plate Holders, each		1.00
Kodak Autotime Scale (Style A)	1.00	1.00
Kodak Portrait Attachment50	.50



No. 3A Autographic Kodak

EVER since its inception, the 3A Folding Pocket Kodak has been one of our most popular models. The pictures are the post-card size— $3\frac{1}{4} \times 5\frac{1}{2}$ —a size that permits pleasing compositions in the horizontal position, for landscapes and street scenes, while vertically, it is ideal for portraits, whether full length, or head and shoulders, when used with the Kodak Portrait Attachment.

It embodies the best thought of our manufacturing organization, and every improvement that makes for efficiency in a hand camera for all-around amateur use. The most recent of these improvements is the Autographic feature, enabling one to date and title the exposure, at the time it is made.

All of these features combine to make the 3A Autographic Kodak an efficient camera, but at the same time a camera so simple that any beginner can make good pictures with it from the start.

Like the No. 3 it is regularly fitted with carefully tested Rapid Rectilinear lens, and if desired, will be supplied with Kodak Anastigmat lens, *f.* 7.7, offering the advantages of better definition and flatness of field; has new Kodak Ball Bearing shutter with cable release, rising and sliding front. Will accommodate plates by the addition of a combination back, which is interchangeable with the regular back, and may be secured from any Kodak dealer. The Autographic feature, however, can be used only with Autographic Film, not with glass plates





The camera is made of aluminum, has finely nickered parts and is covered with best quality seal grain leather.

Details For rectangular pictures, $3\frac{1}{4} \times 5\frac{1}{2}$ inches. Capacity, 10 exposures without reloading. Size of Kodak, $2 \times 4\frac{3}{4} \times 9\frac{1}{2}$ inches. Weight, 41 ounces. Lens, double combination, R. R., focal length, $6\frac{3}{4}$ inches. Shutter, Kodak Ball Bearing. Two tripod sockets. Black leather bellows. Brilliant reversible finder with hood. Automatic focusing lock for films. Double focusing scale for films or plates.

Prices

No. 3A Autographic Kodak, R. R. lens, Kodak Ball Bearing shutter . . .	\$22.50
Ditto, with Kodak Automatic shutter	27.50
Ditto, with Kodak Anastigmat lens, <i>f.</i> 7.7, and Kodak Ball Bearing shutter	27.50
Ditto, with Kodak Automatic shutter	32.50
Black Sole Leather Case, with strap	2.00
Combination Back	\$3.50
Double Glass Plate Holder,	
$3\frac{1}{4} \times 5\frac{1}{2}$, each	1.00
Kodak Autotime Scale	
(Style AA)	1.00
Autographic Film Cart-	
ridge, 10 exposures,	
$3\frac{1}{4} \times 5\frac{1}{2}$ (No. A 122)70
Ditto, 6 exposures40
Ditto, 2 exposures20
Kodak Portrait Attachment50





No. 1 Autographic Kodak Special

SINCE their introduction, four years ago, the Special Kodaks have borne the deserved reputation of "class". In optical and mechanical perfection, in design and in finish, they have left nothing to be desired in hand camera construction.

In the No. 1 Autographic Kodak Special, we offer this same degree of perfection in a $2\frac{1}{4} \times 3\frac{1}{4}$ camera. Smaller cameras can be and are made for $2\frac{1}{4} \times 3\frac{1}{4}$ pictures, but not with an equivalent in lens and shutter capabilities. The lenses have the full speed at which they are listed, and *the shutters are large enough to give the benefit of that speed.*

The regular equipment is the Zeiss Kodak Anastigmat lens, *f.* 6.3, and Optimo shutter, with cable release, highest speed $\frac{1}{300}$ of a second, and variable speeds to one second, and it has also both "bulb" and time actions. Four other high-grade lens equipments are also listed.

For loading, the back is made upon an entirely new principle, opening in the center in a sliding motion, and leaving both film spools easily accessible.

In opening, the standard is extended to the 100 feet mark on the focusing scale and easily and quickly adjusted for all intermediate distances, by a simple lever attachment.




Has a new brilliant, collapsible, reversible finder with revolving window for correct composition of pictures in both vertical and horizontal positions.

Although this little camera possesses every feature that the most discriminating amateur could desire, it is so simple that a beginner can easily operate it. Is beautifully finished throughout and covered with the finest quality long grain calf; has black leather bellows and highly nickeled trimmings.

Details For rectangular pictures, $2\frac{1}{4} \times 3\frac{1}{4}$ inches. Capacity, 6 exposures without reloading. Size of Kodak, $1\frac{3}{8} \times 3\frac{3}{8} \times 6\frac{3}{8}$ inches. Weight, $26\frac{1}{2}$ ounces. Lens, Zeiss Kodak Anastigmat, *f.* 6.3, focal length, $4\frac{3}{8}$ inches. Shutter, Optimo, with cable release. New brilliant, reversible, collapsible finder. Two tripod sockets and new lever focusing device. The film cartridge for this camera is the same as the one used for No. 1 Autographic Kodak Junior.

Prices

No. 1 Autographic Kodak Special, Zeiss Kodak Anastigmat lens, <i>f.</i> 6.3,	
Optimo shutter	\$45.00
Ditto, with Cooke Kodak Anastigmat lens, <i>f.</i> 6.3	36.00
Ditto, with B. & L. Anastigmat lens, <i>f.</i> 6.3	36.00
Ditto, with Zeiss Tessar, Series IIb, <i>f.</i> 6.3	54.00
Ditto, with Zeiss Tessar, Series Ic, <i>f.</i> 4.5	56.00
Long Grain Leather, Velvet Lined Case, with strap	2.50
Autographic Film Cartridge, 6 exposures, $2\frac{1}{4} \times 3\frac{1}{4}$ (No. A 120)20
Kodak Portrait Attachment50



Nos. 1A and 3 Autographic Kodaks, Special

HERE is efficiency, beauty in design and finish, speed and accuracy, all combined in the best that is possible in hand cameras.

The finest anastigmat lenses; the highest shutter speed desirable, except in cameras equipped with focal plane shutters; the best materials procurable, and all beautifully finished in genuine Persian Morocco, with black leather bellows and finely nickeled fittings.

The Nos. 1A and 3 Autographic Specials are alike in every respect except in size — the No. 1A making $2\frac{1}{2} \times 4\frac{1}{4}$ pictures, and the No. 3, pictures $3\frac{1}{4} \times 4\frac{1}{4}$ inches.

Each is equipped with the new Autographic feature, permitting the recording of date and title on the film at the time

of exposure; with Zeiss Kodak Anastigmat lens working at the maximum opening of $f. 6.3$, and the Compound shutter, having time, bulb actions, and varying speeds from one second to $\frac{1}{250}$ of a second. The fast lenses give the Specials a great advantage over the ordinary camera in dull lights, and with the Compound shutter, make them second only to cameras having focal plane shutters for photographing rapidly moving objects.

They have rising and sliding fronts, reversible brilliant finders with spirit level, rack and pinion for accurate focusing, in fact, every convenience that adds to efficiency in a hand camera. The No. 3 will take plates by the addition of a combination back (supplied extra), but obviously the Autographic feature can be used only with Autographic films.


Although these Kodaks possess every feature essential to the most successful work in amateur photography, they are so simple to operate that a beginner can learn to use them without the slightest difficulty.

Details Size of Kodak, No. 1A, $2 \times 3\frac{3}{4} \times 8$ inches; No. 3, $1\frac{1}{8} \times 4\frac{1}{2} \times 8$ inches. Weight, No. 1A, 30 ounces; No. 3, 32 ounces. Lens, Zeiss Kodak Anastigmat, speed $f. 6.3$, focal length, No. 1A, 5 inches; No. 3, 5 inches. Shutter, compound. Two tripod sockets. Brilliant reversible finder, with hood. Spirit level. Rack and pinion for focusing.



Prices

	No. 1A $2\frac{1}{2} \times 4\frac{1}{4}$	No. 3 $3\frac{1}{4} \times 4\frac{1}{4}$
Autographic Kodak Special, Zeiss Kodak Anastigmat lens, $f. 6.3$, Compound shutter	\$49.00	\$51.00
Ditto, with Cooke Kodak Anastigmat lens, $f. 6.3$	40.00	42.00
Ditto, Cooke Series IIIa Anastigmat lens, $f. 6.5$	60.00	62.00
Ditto, B. & L. Zeiss Tessar Series IIb Anastigmat lens, $f. 6.3$	59.50	61.50
Kodak Autotime Scale (Style H)	1.50	1.50
Grain Leather, Velvet Lined Case, with strap	3.00	3.00
Combination Back		4.00
Double Glass Plate Holders, each		1.00
Autographic Film Cartridge, 12 exposures (No. A 116 for No. 1A; No. A 118 for No. 3)50	.70
Ditto, 6 exposures25	.35
Ditto, 2 exposures12	.15
Kodak Portrait Attachment50	.50



No. 3A Autographic Kodak Special

THE 3A Autographic Special represents the highest type of hand camera efficiency, and there is combined in this instrument every feature that makes for convenience and simplicity. In it, no essential to good picture making has been omitted, yet it is so simple a beginner can readily understand its operation.

The 3A Autographic Special is equipped with Zeiss Kodak Anastigmat *f.* 6.3, made especially for hand camera work and combining speed, depth and definition to an unusual degree. The shutter is the Compound, operated either by cable or finger release, and has a maximum speed of $\frac{1}{200}$ of a second.

With this equipment it is possible to get well-timed pictures under light conditions that would be fatal to good results with the ordinary camera.

The 3A Autographic Special has a most complete equipment, including, besides the new Autographic feature (fully described in the introduction), rising and sliding front, reversible finder with spirit level, rack and pinion for focusing, and double focusing scales—one for films and the other for plates.

The camera body is made of aluminum—light, strong and durable. Like the 1A and 3 Specials, it is richly finished in genuine Persian Morocco, the bellows is of selected black leather, and these, together with the highly nickeled metal parts and dull black enamel shutter, are in harmony with its high quality and genuine efficiency.



In this Kodak the most expert camera constructors in the world have set a standard, typical of the highest development of the art. Nothing has been included in its construction that might tend to confuse the beginner, and nothing omitted that could be desired by the most skilled amateur.

As complete as this Kodak always has been, the addition of the Autographic feature permitting the recording of data on the film, adds to its all-around efficiency for every purpose and makes it invaluable for the use of architects, engineers or contractors in keeping progressive records of work.

Details For rectangular pictures, $3\frac{1}{4} \times 5\frac{1}{2}$ inches. Capacity 10 exposures without reloading. Size of Kodak, $2 \times 4\frac{3}{4} \times 9\frac{1}{2}$ inches. Weight, 42 ounces. Lens, Zeiss Kodak Anastigmat, speed, *f.* 6.3, focal length, $6\frac{3}{4}$ inches. Shutter, Compound, with cable release. Two tripod sockets. Brilliant reversible finder with hood. Spirit level. Rack and pinion for focusing.

Prices

No. 3A Autographic Kodak Special, Zeiss Kodak Anastigmat lens, <i>f.</i> 6.3, and Compound shutter	\$63.00
Ditto, with Cooke Kodak Anastigmat lens, <i>f.</i> 6.3	46.00
Ditto, with Cooke Series IIIa Anastigmat lens, <i>f.</i> 6.5	70.50
Ditto, with B. & L. Zeiss Tessar Series IIb Anastigmat lens, <i>f.</i> 6.3	74.00
Kodak Autotime Scale (Style HH)	1.50
Grain Leather, Velvet Lined Case, with strap	3.50
Combination Back	4.00
Double Glass Plate Holders, each	1.00
Autographic Film Cartridge, 10 exposures (No. A 122)70
Ditto, 6 exposures40
Ditto, 2 exposures20
Kodak Portrait Attachment50



Autographic Backs


THE Autographic feature has now been incorporated in all of the most important Kodak models. And it has received such universal approval from those who have used it that we have decided to take care of the many requests from our old customers for Autographic Backs for their Kodaks.


Autographic Photography is the biggest new thing, the most important development in amateur photography, in two decades. It enables one to make an authentic record of each exposure; to determine, without question, when and where each picture was made.

Every negative is worth a date and title, and with the Autographic Kodak you make the record as simply and easily as writing it in a notebook, and when the film is developed, that record becomes a permanent title, which may be printed, or not, as desired.

The old camera can be made Autographic at small cost, and there is no extra charge for Autographic Film. Autographic Backs will be supplied for the Kodaks listed, at the following prices:

No. 1 Kodak Junior	\$2.50
No. 1A Kodak Junior	3.00
No. 1A Folding Pocket Kodak, R. R. Type	3.50
No. 3 Folding Pocket Kodak	3.50
No. 3A Folding Pocket Kodak	3.75
No. 4 Folding Pocket Kodak	4.00
No. 4A Folding Kodak	4.50
No. 1A Special Kodak	4.00
No. 3 Special Kodak	4.00
No. 3A Special Kodak	4.25





The Panoram Kodaks

THE Panoram Kodak does a special kind of work — a very desirable kind of work which cannot be done with a camera of any other type.

As its name implies, it is constructed so as to take panoramic pictures of outdoor groups, landscapes, mountain views, and the like.

For instance, in making a picture of an outdoor group of twelve or fifteen people, with an ordinary camera, they would have to be arranged in two or three rows to get good size images, but with a Panoram they can be arranged in a semi-circle, at a given distance from the camera, and all appear in the picture in one row and of the proper relative size. Again, in making a landscape, the sweep of the Panoram lens will take in the complete view, while the scope of the ordinary camera could only permit a portion of it to be taken at one exposure.

In addition to its use for making horizontal pictures, the camera may be as easily used in the vertical position, and decidedly unique pictures of high waterfalls, mountain peaks and such subjects can be secured.

The lens is mounted on a pivot and when the exposure is to be made, by pressing a lever the lens automatically swings on this pivot from one side of the camera to the other, embracing an angle of over 100 degrees. At the same time, the shutter operates automatically with great precision, insuring even illumination throughout the exposure.

There is no complication whatever in operation, the whole process is automatic; it's just as easy to make pictures with the Panoram as with any other Kodak.

Those who already have other Kodaks or contemplate purchasing such, will find this a valuable addition to their photographic equipment for the making of out-of-the-ordinary pictures.

Panoram Kodaks use the regular daylight loading N. C. Kodak film, they are carefully made, have genuine leather coverings and nickeled fittings.

The No. 1 has a scope of 112 degrees, while the No. 4 embraces an angle of 142 degrees. Panoram Kodaks cannot be used successfully indoors.

No. 1 Panoram Kodak

Details For rectangular pictures, $2\frac{1}{4} \times 7$ inches. Capacity, 6 exposures without reloading. Size of Kodak, $3\frac{3}{8} \times 4\frac{3}{8} \times 7\frac{3}{8}$ inches. Weight, 24 ounces. Lens, specially selected as to quality and focal length. Shutter, Panoram. Two tripod sockets. Brilliant finder with hood. Uses No. 1 F. P. Kodak cartridges.

Prices

No. 1 Panoram Kodak	\$10.00
Black Sole Leather Carrying Case, with shoulder strap	2.50
N. C. Film Cartridge, 6 exposures, $2\frac{1}{4} \times 7$ (No. 105)40
Ditto, 3 exposures20

No. 4 Panoram Kodak

Details For rectangular pictures, $3\frac{1}{2} \times 12$ inches. Capacity, 4 exposures without reloading. Size of Kodak, $4\frac{3}{4} \times 5\frac{5}{8} \times 10\frac{1}{8}$ inches. Weight, 2 pounds 14 ounces. Lens, specially selected as to quality and focal length. Shutter, Panoram. Two tripod sockets. Brilliant finder with hood. Uses No. 4 B. E. cartridges.

Prices

No. 4 Panoram Kodak	\$20.00
Black Sole Leather Carrying Case, with shoulder strap	3.00
N. C. Film Cartridge, 4 exposures, $3\frac{1}{2} \times 12$ (No. 103)75
Ditto, 2 exposures45



No. 0 Brownie

THIS little Brownie makes the popular Vest Pocket size pictures, $1\frac{5}{8} \times 2\frac{1}{2}$. It is accurate, reliable, efficient and economical to operate, and anybody can make good pictures from the start.

The No. 0 Brownie has an automatic shutter for snap shots and time exposures, a carefully tested meniscus lens, and has two view finders, one for vertical, one for horizontal exposures.

Like all the Brownies, it loads and unloads in daylight with Kodak Film Cartridges and is so accurate that enlargements can be made from the negatives, to any reasonable size.

The extremely low price at which the camera is furnished, considering the care put into its construction, and the rigid tests which each camera must stand, is possible only through the large quantities in which they are made and the perfection of the Kodak factory system.

Details For rectangular pictures, $1\frac{5}{8} \times 2\frac{1}{2}$ inches. Capacity, 8 exposures without reloading. Size of camera, $2\frac{3}{8} \times 3\frac{3}{8} \times 4\frac{1}{8}$ inches. Weight, 8 ounces. Lens, meniscus, 3-inch focus. Shutter, Eastman Rotary with one stop.

Prices

No. 0 Brownie, meniscus lens, Eastman Rotary shutter	\$1.25
No. 0 Brownie Carrying Case50
N. C. Film Cartridge, 8 exposures, $1\frac{5}{8} \times 2\frac{1}{2}$ (No. 127)20



No. 1 Brownie


THIS little camera was the first of the famous Brownie family. It was originally produced for children, but the results obtained were so good as to excite the interest of grown-up people, and its success at their hands as well, led to the demand for Brownies making larger size pictures and from it the famous Brownie family grew.

The No. 1 Brownie is exceedingly simple to operate and is reliable in every way. Has automatic shutter for time or snap-shot exposures, and will make good portraits when fitted with Kodak Portrait Attachment.

Details For square pictures, $2\frac{1}{4} \times 2\frac{1}{4}$ inches. Capacity, 6 exposures without reloading. Size of camera, $4\frac{7}{8} \times 3\frac{1}{8} \times 3$ inches. Weight, 8 ounces. Lens, meniscus, $3\frac{3}{4}$ -inch focus. Shutter, Eastman Rotary, with one stop.

Prices

No. 1 Brownie Camera, meniscus lens, Eastman Rotary shutter	\$1.00
No. 1 Brownie Carrying Case, holds camera and finder50
N. C. Film Cartridge, 6 exposures, $2\frac{1}{4} \times 2\frac{1}{4}$ (No. 117)15
Brownie Finder, detachable25
No. 1 Brownie Developing and Printing Outfit, including paper for 24 prints90
Kodak Portrait Attachment50





Nos. 2 and 2A Brownies

THAT the Brownie idea of simplicity and reliability combined in an inexpensive camera, has stood the test of years, is proven by the thousands of Brownie enthusiasts all over the world, who are making perfectly satisfactory pictures with them.

While they are especially popular among children on account of their simplicity, the fact they are so practical has caused them to be taken up by adults who wish to make pictures easily and at the minimum of expense.

These two Brownies differ only in the size of pictures they make, and in their lenses. Each has two finders, automatic shutter, carefully tested lens, and is covered with imitation leather.

Details For rectangular pictures, No. 2, $2\frac{1}{4} \times 3\frac{1}{4}$ inches; No. 2A, $2\frac{1}{2} \times 4\frac{1}{4}$ inches Capacity, No. 2, 6 exposures without reloading; No. 2A, 12 exposures without reloading Size of camera, No. 2, $5\frac{5}{8} \times 4 \times 3\frac{1}{4}$ inches; No. 2A, $3\frac{7}{8} \times 5\frac{1}{8} \times 6\frac{1}{8}$ inches. Weight, No. 2, 13 ounces; No. 2A, 21 ounces. Lens, No. 2, meniscus; No. 2A, meniscus achromatic. Shutter, Eastman Rotary, with three stops. Two finders.

Prices

	No. 2	No. 2A
No. 2 Brownie Camera, meniscus lens, Eastman Rotary shutter	\$2.00	
No. 2A Brownie Camera, meniscus achromatic lens, Eastman Rotary shutter		\$3.00
Brownie Carrying Case, with shoulder strap75	.75
N. C. Film Cartridge, 12 exposures (No. 116)50
N. C. Film Cartridge, 6 exposures, No. 120 for No. 2; No. 116 for No. 2A20	.25
Kodak Portrait Attachment50	.50
A B C Developing and Printing Outfit (see page 46)	1.50	1.50



No. 3 Brownie

FOR those who want larger pictures, the No. 3 Brownie offers the same simplicity, the same reliability and the same proportionately low cost, in a camera for $3\frac{1}{4} \times 4\frac{1}{4}$ pictures, as do the smaller Brownies.

This camera is the largest size that will work satisfactorily with a "fixed focus" yet is capable of producing excellent pictures, and its negatives are of such quality as to yield good enlargements in any reasonable size.


By the addition of a Kodak Portrait Attachment this instrument can be used with excellent success in home portraiture.

The No. 3 Brownie is well made in every respect. It has durable imitation leather covering, metal parts are nickered and it offers the daylight-all-the-way feature of the Kodaks.

Details For rectangular pictures, $3\frac{1}{4} \times 4\frac{1}{4}$ inches. Capacity, 12 exposures without reloading. Size of camera, $6\frac{1}{8} \times 4\frac{3}{8} \times 5\frac{1}{8}$ inches. Weight, 24 ounces. Lens, meniscus achromatic, 5-inch focus. Shutter, Eastman Rotary, with three stops. Two tripod sockets. Two finders.

Prices

No. 3 Brownie Camera, meniscus achromatic lens, Eastman Rotary shutter	\$4.00
No. 3 Brownie Carrying Case, with shoulder strap	1.00
N. C. Film Cartridge, 12 exposures, $3\frac{1}{4} \times 4\frac{1}{4}$ (No. 124)70
Ditto, 6 exposures35
Ditto, "double-two" cartridge, 4 exposures25
Kodak Portrait Attachment50



No. 2 Folding Pocket Brownie

THE folding Brownies are made upon the same idea of simplicity and low cost as the box forms. They are so closely related to the Kodaks—offering, as they do, the daylight-all-the-way feature and made in the Kodak factories, by Kodak workmen—that they well deserve the name “little cousins of the Kodaks”.


The No. 2 is a very dainty little camera which will slip readily into an ordinary pocket, and make excellent pictures the all-by-daylight-way. It is fitted with our Pocket Automatic shutter working for time, bulb and snap-shot exposures, in which is mounted an excellent meniscus lens. Fitted with Kodak Portrait Attachment, this becomes a good camera for home portraiture, and the negatives which it makes will yield excellent 5 x 7 enlargements by use of the Brownie Enlarging Camera.

The camera is carefully finished throughout, it has imitation leather coverings and nickeled fittings.

Details For rectangular pictures, $2\frac{1}{4} \times 3\frac{1}{4}$ inches. Capacity, 6 exposures without reloading. Size of camera, $6\frac{7}{8} \times 3\frac{3}{8} \times 2\frac{1}{8}$ inches. Weight, 16 ounces. Lens, meniscus, $4\frac{1}{2}$ -inch focus. Shutter, Pocket Automatic. (See page 34.) Two tripod sockets. Automatic focusing lock. Reversible finder.

Prices

No. 2 Folding Pocket Brownie, meniscus lens, Pocket Automatic shutter	\$5.00
No. 2 Folding Pocket Brownie Carrying Case75
N. C. Film Cartridge, 6 exposures, $2\frac{1}{4} \times 3\frac{1}{4}$ (No. 120)20
Kodak Portrait Attachment50



No. 2A Folding Pocket Brownie

THE pleasing proportions of the pictures taken by this little Brownie, combined with its simple operation and reliability, have made it one of the most popular cameras of the whole Brownie line.

For effective landscape composition and full and three-quarter length portraits, the shape of its pictures is ideal. And when fitted with Kodak Portrait Attachment, it may be operated close up to the subject for bust portraits.

Identical in construction and general design with the No. 2, this model can as easily be carried in the pocket, works for time, bulb and instantaneous exposures, and is well finished throughout. Attractively covered with best imitation leather, and metal parts are highly nickered.

Details For rectangular pictures, $2\frac{1}{2} \times 4\frac{1}{4}$ inches. Capacity, 12 exposures without reloading. Size of camera, $8\frac{1}{2} \times 2 \times 3\frac{3}{8}$ inches. Weight, 23 ounces. Lens, meniscus achromatic, 5-inch focus. Shutter, Pocket Automatic. Two tripod sockets. Automatic focusing lock. Reversible finder.

Prices

No. 2A Folding Pocket Brownie, meniscus achromatic lens, Pocket Automatic shutter	\$6.00
No. 2A Folding Pocket Brownie Carrying Case90
N. C. Film Cartridge, 12 exposures, $2\frac{1}{2} \times 4\frac{1}{4}$ inches (No. 116)50
Ditto, 6 exposures25
Kodak Portrait Attachment50



No. 3 Folding Brownie


ALWAYS an efficient camera, the capabilities of the No. 3 Folding Brownie have been still further increased by the addition of the Brownie Ball Bearing shutter. This shutter, made upon the same principle as the Kodak Ball Bearing, with its star-shaped opening and smooth, accurate action, makes the camera especially effective for snap-shot work.

No. 3 Folding Brownies are well made, dependable cameras in every respect, they have the simplicity and daylight-all-the-way feature of their big cousins, the Kodaks, and offer the choice of either double or single lens equipment. Illustration shows camera with double lens.

Details For rectangular pictures, $3\frac{1}{4} \times 4\frac{1}{4}$ inches. Capacity, 12 exposures without reloading. Size of camera, $8\frac{3}{4} \times 4\frac{5}{8} \times 2\frac{5}{8}$ inches. Weight, 25 ounces. Lens, meniscus achromatic, 5-inch focus. Shutter, Brownie Ball Bearing. (See page 35.) Automatic focusing lock. Two tripod sockets. Reversible finder.

Prices

No. 3 Folding Brownie Camera, meniscus achromatic lens, Brownie Ball Bearing shutter	\$9.00
Ditto, with Rapid Rectilinear lens	11.00
No. 3 Folding Brownie Carrying Case	1.00
N. C. Film Cartridge, 12 exposures, $3\frac{1}{4} \times 4\frac{1}{4}$ (No. 124)70
Ditto, 6 exposures35
Ditto, "double-two" cartridge, 4 exposures25
Kodak Portrait Attachment50



No. 3A Folding Brownie

LIKE the No. 3, the efficiency of this model has been greatly augmented by addition of the Brownie Ball Bearing shutter. It offers the choice of either single or double lens, and working with the usual Brownie simplicity, it makes a highly effective camera, for the popular $3\frac{1}{4} \times 5\frac{1}{2}$ pictures, at low cost.

This camera will produce extremely good results in general amateur photography and when fitted with Kodak Portrait Attachment, becomes a most dependable outfit for home portraiture. It is covered with durable imitation leather, has nickeled fittings and a neat, attractive appearance. Illustration shows camera with single lens.

Details For rectangular pictures, $3\frac{1}{4} \times 5\frac{1}{2}$ inches. Capacity, 10 exposures without reloading. Size of camera, $2\frac{5}{8} \times 4\frac{3}{8} \times 9\frac{7}{8}$ inches. Weight, $3\frac{1}{4}$ ounces. Lens, meniscus achromatic, $6\frac{1}{2}$ -inch focus. Shutter, Brownie Ball Bearing. (See page 35.) Automatic focusing lock. Two tripod sockets. Reversible finder.

Prices

No. 3A Folding Brownie Camera, meniscus achromatic lens, Brownie Ball Bearing shutter	\$10.00
Ditto, with Rapid Rectilinear lens	12.00
No. 3A Folding Brownie Carrying Case	1.00
N. C. Film Cartridge, 10 exposures (No. 122)70
Ditto, 6 exposures40
Ditto, "double-two" cartridge, 4 exposures30
Kodak Portrait Attachment50

Kodak Ball Bearing Shutter

As the name implies, the leaves of this shutter work on ball bearings, giving it a remarkable smoothness and precision in action. The leaves open and close in the shape of a star, admitting the maximum of light during the entire period of exposure.



This shutter is fitted with cable release, which not only eliminates the shutter pump, but is practically indestructible. It is also supplied with finger release and iris diaphragm. The No. 1 has variable indicated speeds of $\frac{1}{25}$, $\frac{1}{50}$ and $\frac{1}{100}$ of a second, as well as bulb and time actions. It is regularly fitted to No. 1A Autographic Kodak Junior, and Autographic Kodaks, Nos. 1A, 3 and 3A. The No. 0 shutter is supplied with the Vest Pocket Autographic Kodaks, and while similar to the above, operates with finger release only, has variable speeds of $\frac{1}{25}$ and $\frac{1}{50}$ of a second, and is regularly supplied with Kodak Autotime Scale. The No. 0 is also fitted to No. 1 Autographic Kodak Junior with meniscus achromatic and R. R. lenses, but in this instance has cable release and not Autotime Scale. The No. 1 shutter is supplied with this Kodak when fitted with Kodak Anastigmat *f*. 7.7 lens.

Pocket Automatic Shutter



This shutter is automatic in action, has star-shaped opening, and works with finger release for bulb, time and instantaneous exposures, and is perfectly reliable in every respect. Fitted with iris diaphragm stops and regularly supplied with Nos. 2 and 2A Folding Pocket Brownies.

Brownie Ball Bearing Shutter

The ball bearing type of shutter has been found so accurate and reliable that we have designed a shutter on the ball bearing principle for the 3 and 3A Folding Brownie Cameras.

This shutter is well made in every respect, it works with bulb and tube or finger release, and is fitted with the Kodak Autotime Scale—a great help for amateur photographers, especially beginners.

The Brownie Ball Bearing shutter works not only for time and bulb exposures, but has variable indicated speeds of $\frac{1}{25}$, $\frac{1}{30}$ and $\frac{1}{60}$ second. It is fitted with iris diaphragm and supplied with the Nos. 3 and 3A Folding Brownie Cameras.

For a more complete description of the Kodak Autotime Scale supplied with this shutter, see page 36.




Compound Shutter

The Compound shutter is an automatic and setting shutter combined. It automatically makes either bulb or time exposures, and sets for varying speeds from one second to $\frac{1}{250}$ of a second, in the $3\frac{1}{4} \times 5\frac{1}{2}$ size, and $\frac{1}{250}$ of a second in the $2\frac{1}{2} \times 4\frac{1}{4}$ and $3\frac{1}{4} \times 4\frac{1}{4}$ sizes. The leaves open in star shape, giving complete illumination during entire period of exposure.

Has iris diaphragm stops, and is fitted with the new cable release.


Regularly supplied on the Nos. 1A, 3 and 3A Autographic Kodaks Special.



Kodak Automatic Shutter and Kodak Autotime Scale

The Kodak Automatic is an unusually accurate shutter, adjusted for time, bulb and graduated speeds from one second to $\frac{1}{100}$ of a second.

It is fitted with Kodak Autotime Scale and is supplied as a special equipment on the Nos. 1A, 3 and 3A Autographic Kodaks.



With the Autotime Scale there is little possibility of making incorrect exposures out of doors, as it automatically indicates the correct time of exposure and stop opening to use with the prevailing light.

These scales are supplied regularly on the Kodak Automatic shutter, and at an extra charge for the following standard shutters and lenses, and can be readily attached by anyone. Always order by style letter as below.

Style A. For use with Kodak Ball Bearing shutter, $2\frac{1}{2} \times 4\frac{1}{4}$ and $3\frac{1}{4} \times 4\frac{1}{4}$, when fitted with double lens only.

Style AA. For use with Kodak Ball Bearing shutter, $3 \times 5\frac{1}{4}$, $3\frac{1}{4} \times 5\frac{1}{2}$ and 4×5 , when fitted with double lens only.

Style B. For use with F. P. K. Automatic, $2\frac{1}{2} \times 4\frac{1}{4}$ and $3\frac{1}{4} \times 4\frac{1}{4}$, No. 1 S. V. (Blair or Premo) Automatic, or No. 1 B. & L. S. V. Automatic shutters.

Style BB. For use with F. P. K. Automatic, $3\frac{1}{4} \times 5\frac{1}{2}$ and 4×5 , No. 2 S. V. (Blair or Premo) Automatic, or No. 2 B. & L. S. V. Automatic shutters.

Style C. For use with Kodak Automatic shutter, $3\frac{1}{4} \times 4\frac{1}{4}$.

Style CC. For use with Kodak Automatic shutter, $3\frac{1}{4} \times 5\frac{1}{2}$ and 4×5 .

Style D. For use with B. & L. Automatic and Century Automatic shutters, $3\frac{1}{4} \times 4\frac{1}{4}$.

Style DD. For use with B. & L. Automatic and Century Automatic shutters, $3\frac{1}{4} \times 5\frac{1}{2}$ and 4×5 .

Style DDD. For use with B. & L. Automatic shutter, $4\frac{1}{4} \times 6\frac{1}{2}$.

Style I. For use with Kodak Ball Bearing shutter (with double lens), $2\frac{1}{4} \times 3\frac{1}{4}$.

Style J. For use with Kodak Ball Bearing shutter (with single lens), $2\frac{1}{4} \times 3\frac{1}{4}$.

Style L. For use with Kodak Ball Bearing shutter (with single lens), $2\frac{1}{2} \times 4\frac{1}{4}$.

Price, any of above styles, \$1.00.

Style H. For use with No. 0, $3\frac{1}{4} \times 4\frac{1}{4}$ Compound shutter.

Style HH. For use with No. 1, $3\frac{1}{4} \times 5\frac{1}{2}$ and 4×5 Compound shutter.

Style HHH. For use with No. 2, $4\frac{1}{4} \times 6\frac{1}{2}$ and 5×7 Compound shutter.

Price, any style for use with Compound shutter, \$1.50.

Kodak Lenses

THE meniscus achromatic and the Rapid Rectilinear lenses supplied with the regular models of the Kodak and Brownie Cameras, are perfectly adapted to the everyday requirements of the average amateur, producing good results under all normal conditions of light. They are the best lenses of their respective types that can be secured.

The advantages of the anastigmat lens in perfect definition, or sharpness, over the whole plate, and its superior speed (because it will work with a larger opening than the other types of lenses) has, however, long been recognized. Its drawback has been the high cost.

The new Kodak Anastigmat *f.* 7.7, has all the advantages, so far as definition is concerned, of the very highest priced anastigmat lenses—a quality that is peculiarly valuable when enlargements are to be made. It has to the full, every advantage in flatness of field. In speed it is a trifle faster than the best lenses of the R. R. type. The Kodak idea has always been to give quality combined with simplicity. The Kodak Anastigmat lens, now thoroughly tried out and approved, is one of the fulfillments of this idea. It lays no claim to extreme speed, although giving some advantage over the R. R. lenses. In quality it leaves nothing to be desired. And the price of a Kodak equipped with this new lens is but slightly in excess of those having the R. R. lenses.

The Autographic Kodaks, Special, are regularly supplied with Zeiss-Kodak Anastigmat lenses, *f.* 6.3—a lens fully corrected and offering the advantages of extreme speed. These Kodaks are also fitted, when desired, with the Cooke Kodak Anastigmat lens, specially designed by the Taylor-Hobson Co. for Kodak use. Like the Zeiss-Kodak Anastigmat, this lens works at *f.* 6.3 and is fully corrected.



Kodak Film Tank

THE Kodak Film Tank automatically develops every roll of film put into it, just as well as that roll of film could be developed by the most experienced photographer. If directions are followed, if the chemicals are mixed and the temperature regulated according to instructions, a boy or girl can get just as good results from the Kodak Film Tank as an expert by any method.

In other words, every roll of film put into the film tank, where the simple directions are implicitly followed, will come out developed as well, or better, than that roll of film could be developed in the dark room by the most experienced photographer. And it is very simple, it eliminates the dark room entirely, developing the film in broad daylight, and is so compact as to be easily carried and used anywhere.

The Kodak Film Tank consists of a winding box, a light-proof apron, and a heavily nickeled brass solution cup with cover. In the Brownie Film Tank, however, no cover is necessary as the film roll itself is turned. All articles can be packed in the box, making the entire outfit self-contained.

The film to be developed is placed upon a reel in the winding box, the cover is placed on the box and the film is wound around an axis in combination with the apron, in such fashion that, when completely wound, the apron protects the film effectually from light, and may be removed from the winding box safely at any time. It is then lowered into the cup of developer, the cover attached and the film

left to develop for twenty minutes. After development the film is removed for fixing.

Every step is performed in daylight and the exact time necessary for development, in combination with the chemical formula, has been scientifically worked out, so that all differences of exposure within reasonable bounds are taken care of. Especial attention is called to the new 2½-inch size, for the development of 1A or 2A films.

Those who wish to develop more than one roll at a time can do so without purchasing extra tanks complete, by securing duplicating outfits as listed below.

Prices

Brownie Kodak Film Tank, for use with No. 1, No. 2 and No. 2 Folding	
Pocket Brownie cartridges, complete	\$2.50
Cover for same75
Vest Pocket Kodak Film Tank, for Vest Pocket cartridges, complete	2.50
2½-inch Kodak Film Tank, for use with all Kodak or Brownie cartridges having a film width of 2½ inches or less, complete	3.50
3½-inch Kodak Film Tank, for use with all Kodak and Brownie cartridges having a film width of 3½ inches or less, complete	5.00
5-inch Kodak Film Tank, for use with all Kodak and Brownie cartridges having a film width of 5 inches or less, complete	6.00
7-inch Kodak Film Tank, for use with No. 5 Cartridge Kodak or shorter film cartridges, complete	7.50
Duplicating Outfit, consisting of one solution cup, one transferring reel, and one apron, for Brownie Kodak Film Tank	1.25
Ditto, for Vest Pocket Film Tank	1.25
Ditto, for 2½-inch Kodak Film Tank	1.75
Ditto, for 3½-inch Kodak Film Tank	2.50
Ditto, for 5-inch Kodak Film Tank	3.00
Ditto, for 7-inch Kodak Film Tank	3.75
Flexible Rubber Tray, for 3½-inch Kodak Film Tank	1.25
Kodak Tank Developer Powders for Brownie Kodak Film Tank, per package, ½ dozen15
Ditto, for Vest Pocket Tank15
Ditto, for 2½-inch tank, per package, ½ dozen20
Ditto, for 3½-inch tank, per package, ½ dozen20
Ditto, for 5-inch tank, per package, ½ dozen25
Ditto, for 7-inch tank, per package, ½ dozen25
Kodak Acid Fixing Powder, per ¼-pound package10
Ditto, per ½-pound package15
Ditto, per 1-pound package25



No. 2 Brownie Developing Box

OFFERING the same assurance of perfectly developed film as the Kodak Film Tank, the Brownie Developing Box is a modified form of the same, so simple to use that any boy or girl can readily understand and operate it.

It consists of a metal box with cover, just long enough to accommodate a roll of No. 1 or No. 2 Brownie Film in one loop.

To develop, the roll of film is inserted in the spool carrier, and by means of a cord and winding shaft the film is unrolled and carried around a roller bearing, thus exposing the film to the action of the developer.


Before unrolling the film the developer is poured in the box and the cover put in place; all these operations being performed in daylight. The film is then unrolled by turning the crank, when the box is rocked on its standard for six minutes. The developer is then poured off and box filled with water to wash out developer, after which film is removed and fixed in daylight.

This is an excellent means, for those who have No. 1 or No. 2 Brownie Cameras, of developing their films without the need of skill or experience.

Prices

No. 2 Brownie Developing Box	\$1.00
Brownie Developing Box Powders, per package of 615
Kodak Acid Fixing Powders, ½-pound package15
Ditto, ¼-pound package10

Eastman Plate Tank



WHAT the film tank has done for films, the plate tank does for plates. The idea of the two tanks is based upon the same time and temperature system of development, with, of course, such differences in actual construction of the tanks as are required by the physical differences between films and plates. And as plates must be unloaded in a dark room, the plate tank cannot offer the advantage of daylight quite all the way, but it takes only a few moments in the dark room to load this tank, after which it may be brought out into any light for development.

The device consists of a metal solution cup with cover, a cage for holding 12 or less plates, and a loading fixture for loading the plates in the cage.

The exposed plates are loaded into the cage and placed in the tank, which has been filled with developer, in the dark room and the tank cover fastened in place. On the front of the tank is a dial for registering time. Development is allowed to continue for fifteen minutes, the tank being reversed several times. After development the developer is washed out of the plates, and the fixing bath poured into the tank, after which the plates are ready for washing in the usual manner.

Prices

Eastman Plate Tank, for 4 x 5, 3¼ x 5½, and smaller plates, includes solution cup, plate cage, loading fixture and adjustable kit	\$3.50
Ditto, 5 x 7, without kit	4.50
Adjustable Kit, for 4 x 5 or 3¼ x 5½ tank, to take smaller plates50
Separate Kits, for 5 x 7 tank, to take 3¼ x 5½, 4¼ x 6½ or 4¾ x 6½ plates, each75
Metal Insert, for 5 x 7 tank, to take 4 x 5 plates10
Eastman Plate Tank Developer Powders, for 4 x 5 tank, per package, ½ dozen20
Ditto, for 5 x 7 tank, per package, ½ dozen35
Kodak Acid Fixing Powder, per 1-pound package25
Ditto, per ½-pound package15

Kodak Portrait Attachment



THESE is no greater pleasure in photography than making portraits at home. With the Kodak Portrait Attachment fitted to a Kodak or Brownie Camera, one can work up close to the subject and thereby secure bust portraits as large as the size of the negative will permit. The attach-

ment is simply an extra lens, which fits over the barrel of the regular lens. This does not alter the exposure, nor affect the operation of the instrument in any way, except to make the lens cut sharply when close to the subject, thereby giving a larger image.

These attachments are not only serviceable for portraiture but also for photographing any small object, such as flowers, fruits, in fact any composition, at close range. In other words, subjects that with the regular lens equipment appear too small in proportion to the size of the picture to be completely satisfying, will, with the Kodak Portrait Attachment, assume the required proportions.

Please order by number, or if required for older models or cameras with special equipments, specify shutter and size of camera.



Made with Kodak and Kodak Portrait Attachment

Prices—Kodak Portrait Attachments

No. 1. For Nos. 0 and 2 Brownies, No. 2 and No. 2A F. P. Brownie, Vest Pocket and No. 1 and No. 1A F. P. K.	\$0.50
No. 2. For No. 2A Brownie50
No. 3. For No. 1A Autographic Kodak Junior, both single and double lens; No. 1A and No. 3 Autographic Kodaks and No. 3 Folding Brownie50
No. 4. For No. 2 and No. 3 Bull's-Eye, No. 3 Brownie50
No. 5. For Nos. 3A Autographic Kodak, 4 and 4A Folding Kodaks and No. 3A Folding Brownie50
No. 6. For Nos. 1A and 3 Autographic Kodaks Special and Nos. 1A and 3 Autographic Kodaks, with Kodak Anastigmat, <i>f</i> . 7.7 lens and No. 1 Autographic Kodak Special50
No. 7. For No. 3A Autographic Kodak Special, and No. 3A Autographic Kodak, with Kodak Anastigmat lens, <i>f</i> . 7.750
No. 8. For No. 1 Autographic Kodak Junior, both single and double lens, and Vest Pocket Autographic Kodak Special50
No. 9. For No. 3 Autographic Kodak with Kodak Automatic shutter50
No. 10. For No. 1 Brownie50

Kodak Color Filters

These filters are of great value in outdoor photography, and for all subjects embracing colors which act weakly on the sensitive film, as they hold back the strong blue and violet rays, affording the weaker colors time to record. The Kodak Color Filters are mounted in the same manner as the Kodak Portrait Attachment.

Prices

No. 1. For Vest Pocket, Nos. 1 and 1A Folding Pocket Kodaks, Nos. 0 and 2 Brownies, Nos. 2 and 2A Folding Pocket Brownies	\$0.50
No. 2. For No. 2A Brownie50
No. 3. For No. 1A Autographic Kodak Junior, both single and double lens; Nos. 1A and 3 Autographic Kodaks, and No. 3 Folding Brownie75
No. 4. For Nos. 2 and 3 Bull's-Eye and No. 3 Brownie75
No. 5. For No. 3A Autographic Kodak, 4 and 4A Kodaks, No. 3A Folding Brownie	1.00
No. 6. For Nos. 1A and 3 Autographic Kodaks Special, Nos. 1A and 3 Autographic Kodaks, with Kodak Anastigmat, <i>f</i> . 7.7 lens and No. 1 Autographic Kodak Special75
No. 7. For No. 3A Autographic Kodak Special and No. 3A Autographic Kodak, with Kodak Anastigmat, <i>f</i> . 7.7 lens	1.00
No. 8. For No. 1 Autographic Kodak Junior, both single and double lens and Vest Pocket Autographic Kodak Special50
No. 9. For No. 3 Autographic Kodak with Kodak Automatic shutter50


Kodak Sky Filters

The Sky Filter is intended to equalize the great difference of light between the sky and foreground in landscape photography. They are similar to the Kodak Color Filters, except that only the upper half of the lens is stained a yellow color to relieve the brightness from the sky, while the lower half of the lens being colorless, permits of a normal exposure for the foreground.

Kodak Sky Filters are mounted in the same manner as Kodak Color Filters. Designating numbers and prices are the same (see above).

Brownie Enlarging Camera

THE average amateur usually thinks of enlarging as an intricate, expensive process, requiring considerable skill and experience. But such is not the fact. Even a school boy can make first-rate enlargements with a Brownie Enlarging Camera. It's practically as easy as printing on Velox paper. In fact the two processes are very much the same, excepting that in straight printing, the negative and paper are in contact, while in enlarging, the paper is at some distance from the negative, with a lens in between.



The Brownie Enlarging Camera is simplicity itself. It's just a light-tight cone, made in two sections, with an attachment at the small end to hold the negative, and another at the large end for the paper. The lens is supported between negative and paper at just the proper focal distance.

To make an enlargement, one merely places the negative and paper in place, sets up the camera with the negative end to the light for a specified time and then develops the paper as usual.

The cameras are collapsible, so that they fold flat and may be conveniently carried in a suitcase.

Prices

No. 2. Brownie Post-card Enlarging Camera, for $3\frac{1}{4} \times 5\frac{1}{2}$ enlargements from $2\frac{1}{4} \times 3\frac{1}{4}$ negatives	\$1.75
No. 2. Brownie Enlarging Camera, for 5×7 enlargements from $2\frac{1}{4} \times 3\frac{1}{4}$ negatives	2.00
No. 3. Ditto, for $6\frac{1}{2} \times 8\frac{1}{2}$ enlargements from $3\frac{1}{4} \times 4\frac{1}{4}$ negatives . . .	3.00
No. 4. Ditto, for 8×10 enlargements from 4×5 negatives (will also take $3\frac{1}{4} \times 5\frac{1}{2}$ negatives)	4.00


V. P. Kodak Enlarging Camera

This is made upon the same principle as the Brownie Enlarging Camera, excepting that being small in itself, it is not made collapsible and is in one section only.

It offers the simplest means for making $3\frac{1}{4} \times 5\frac{1}{2}$ enlargements from $1\frac{5}{8} \times 2\frac{1}{2}$ negatives.

Price

Vest Pocket Kodak Enlarging Camera	\$1.75
--	--------



Brownie Enlarging Camera Illuminator

IN enlarging with the Brownie or Vest Pocket Kodak Enlarging Camera, the exposure may be made by daylight, but to accommodate those who wish to do their enlarging at night or who prefer to use artificial light at all times we have devised the Brownie Enlarging Camera Illuminator, which assures the user a uniformly strong, even light day or night.

The illuminator is collapsible, but when set up, has the form of a half-round, light-proof box with socket through which is inserted an electric light bulb.

The inner walls of this box are white and act as a reflector when the light is turned on. At the end is an opal glass, which diffuses the light, so that by placing negative end of the enlarging camera in contact with this glass and turning on the electricity, an excellent steady printing light is obtained.

The glass is provided with a hinged protector of ruby cloth, which may be closed as soon as the exposure is completed, and the illuminator then becomes a perfect lamp for the developing and subsequent operations with the enlargement. Complete instructions for use are included with each outfit, and anyone who has electricity in the house will find it invaluable for enlarging purposes.

Brownie Enlarging Camera Illuminator, \$3.00



Developing and Printing Outfits

FOR those who wish to develop by the dark room method we offer complete developing and printing outfits containing everything necessary for the work. By combining a variety of different articles and making up the outfits in large quantities, we furnish them at a much lower price than if the articles were purchased separately. The Eastman 3A Outfit contains every requisite for finishing twenty-four $3\frac{1}{4} \times 5\frac{1}{2}$ or smaller pictures, and includes the following:

One Kodak Candle Lamp	\$0.25
One Printing Frame25
One Glass for Frame05
One 4-ounce Graduate15
One Stirring Rod05
Four Developing Trays40
Five tubes Eastman Special Developer25
One-half pound Kodak Acid Fixing Powder15
One package Potassium Bromide10
Two dozen $3\frac{1}{4} \times 5\frac{1}{2}$ Velox Paper30
Two ounces Nepera Solution for developing Velox10
Instruction Book10

Eastman 3A Outfit, complete, neatly packed, \$1.50 \$2.15

EASTMAN A B C OUTFIT, similar to above but providing for 4 x 5 or smaller pictures \$1.50

BROWNIE Developing and Printing Outfit, complete, for developing and printing 24 pictures $2\frac{1}{4} \times 2\frac{1}{4}$. Price, complete90

Note—These outfits cannot be shipped by mail.




The Kodak Box No. 2

THE Kodak Box No. 2 contains everything for picture making by the daylight method. No dark room is necessary, and even the beginner can get good results by following the simple, explicit directions contained in the instruction book. This outfit is simple enough for boys and girls, while at the same time it will make pictures which will please the grown-up people.

Price

One No. 2 Brownie Camera, $2\frac{1}{4} \times 3\frac{1}{4}$	\$2.00
One No. 2 Brownie Developing Box	1.00
One Roll No. 2 Brownie Film, $2\frac{1}{4} \times 3\frac{1}{4}$20
Two Brownie Developing Box Powders05
One $\frac{1}{2}$ -pound package Kodak Acid Fixing Powder15
One 4-ounce Graduate15
One Stirring Rod05
One No. 2 Brownie Printing Frame15
One Package (one dozen) $2\frac{1}{4} \times 3\frac{1}{4}$ Brownie Velox10
One Bottle Nepera Solution10
Three Paper Developing Trays30
One dozen $2\frac{1}{4} \times 3\frac{1}{4}$ Mounts10
One dozen $2\frac{1}{4} \times 3\frac{1}{4}$ Kodak Dry Mounting Tissue05
One Instruction Book10
	<hr/>
	\$4.50

Price, complete, neatly packed, \$4.00



The Kodiopticon

THE Kodiopticon opens a new use — a new pleasure in his negatives, for the amateur photographer. For it enables anyone who has electricity in his house, to show sharp, well-illuminated lantern slide projections without difficulty and at small expense.

The Kodiopticon is substantially made, and operated with an ordinary Mazda electric lamp, at a distance of 10 feet from the sheet, will project images of about 36 inches. A larger image may be secured by setting the Kodiopticon a greater distance away, but the greater the distance the less the illumination. Can also be furnished with an electric arc lamp, when it can be used at 12 feet, with the maximum illumination, projecting an image of about 42 inches.

The Kodiopticon has a water cell for protection of the slides from heat, and the price includes a strong wooden case, which, by reversing the top, serves as a permanent stand for the outfit.

Price

Kodiopticon, complete, with Mazda Lamp	\$18.00
Ditto, with Hand-feed Arc Lamp and 4 ampere Rheostat, accommodat- ing 110 volts	27.00
Ditto, accommodating 220 volts	28.50
100 Watt Mazda (Tungsten) Lamp, Concentrated Filament	3.00
Eastman Portable Background Carrier	3.00
Eastman Portable Background, plain, 4 x 5 feet	1.50
Lantern Slide Plates, 3¼ x 4, per dozen45
Lantern Slide Cover Glass, per dozen20
Lantern Slide Binders, per package 50 strips10



Velox Transparent Water Color Stamps

AN interesting and highly enjoyable diversion for the amateur photographer is the coloring of prints. And those who use the Kodiopticon will find that many slides are greatly improved by the addition of color. Anyone can make beautifully colored prints by the use of Velox Transparent Water Color Stamps.

No special artistic skill, no knowledge of painting whatever is necessary. Just a brush or two and the book of stamps, which includes simple directions for coloring both prints and lantern slides.

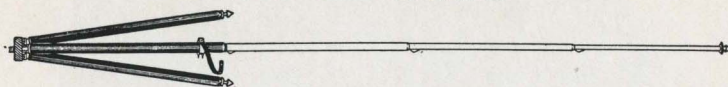
Each book includes twelve sheets of colors and each sheet is divided by perforations into twenty-two stamps. To use any color merely tear off a stamp, place in a small saucer or palette supplied with the outfit, and cover with about a teaspoonful of water.

The Velox Transparent Water Color Stamp Outfit offers the greatest convenience in coloring prints, as it includes the book of stamps three brushes and a white enameled mixing palette, put up in a neat cardboard case.

Velox Transparent Water Color Stamps, complete booklet, 12 colors . . .	\$0.25
Separate Color Leaves two sheets05
Set of 3 Special Brushes, per set50
Mixing Palette25
Velox Transparent Water Color Stamp Outfit, including book, three brushes and palette75

Kodak Tripods

Kodak Metal



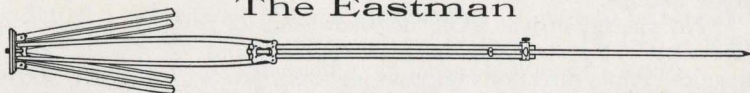
Combining light weight and compactness with exceptional rigidity, this is an ideal tripod for cameras up to 5 x 7.

Has telescoping legs of brass tubing—lower ones nickered—the upper black enameled. Should a part become inoperative through wear or accident, any section may be removed for repairs. This is a unique feature among metal tripods. When extended each section catches and holds firmly. To close, it is necessary to press in top catch only, the others then releasing automatically.

The Nos. 1 and 2 have revolving heads for attaching to camera. With this construction the camera may be swung, so as to take in the desired view without moving the tripod, a distinct advantage over other types of metal tripods. The Nos. 1 and 2 also have straps for holding the legs in place when closed.

	Sections	Length		Weight	Price
		Closed	Extended		
Kodak Metal Tripod No. 0	3	15½ inches	39½ inches	15 ounces	\$1.60
Kodak Metal Tripod No. 1 C	4	15¼ inches	48¾ inches	25½ ounces	2.25
Kodak Metal Tripod No. 1	4	15 inches	48½ inches	24½ ounces	2.50
Kodak Metal Tripod No. 2 C	5	13¾ inches	49¾ inches	26 ounces	3.00
Kodak Metal Tripod No. 2	5	13½ inches	49½ inches	25 ounces	3.25
Leatherette Case for No. 0					.75
Leather Carrying Case, for any style					1.50


The Eastman



Three sections. No. 1, maple, for cameras up to 6½ x 8½.

Price, \$1.70


The Bull's-Eye



Two sections. Aluminum revolving head. Made of maple, with brass fittings. For 4 x 5 cameras, or smaller. Length, extended, 42½ inches; folded, 24 inches. The only two-section tripod that will go into a suitcase.

Price, \$1.50

The Standard



The feature of this tripod is the automatic locking of the sections when they are extended. Light, compact and rigid. Fixed, non-detachable head. Length, folded, 21 inches; extended, 53½ inches. Weight, 18 ounces. Cherry finish, brass trimmings.

Price, \$1.75

The Flexo





Two sections. Fixed, non-detachable head. Only clear, straight-grained wood is used in its construction.

Price, \$0.90

Folding Pocket Kodak Tripod Adapter No. 1

A simple and effective device for holding either the No. 1 or No. 1A Folding Pocket Kodak on a tripod in either horizontal or vertical position. Kodak may be reversed without removing from the adapter.

F. P. K. Tripod Adapter No. 1 . . . \$0.75




The Universal Clamp

The Universal Clamp is a small, convenient substitute for a tripod and may be attached to a chair, fence, automobile, or a motor cycle handle bar. It is so light and small as to be carried readily in the pocket, and fits any tripod socket.

Universal Clamp \$0.75

The Kodak Amateur Printer

THE Kodak Amateur Printer enables the amateur to make any number of uniformly masked prints from the same negative—and quickly—with Velox or any developing-out paper. The Printer consists of a box with a removable top, and in it a glass window through which the printing is done. Prints may be made with white margins, any size from $1\frac{5}{8} \times 2\frac{1}{2}$ to $4 \times 5\frac{1}{2}$ inches, by a simple automatic masking device that holds the negative firmly until released. Within the box is a small red electric bulb to permit of adjusting the negative and paper, and a 60 Watt Mazda lamp, which is automatically turned on when the hinged frame is closed to make the exposure.



In the side of the box is a removable window covered with red and orange paper, serving as a dark-room lamp.

It is supplied complete, without lamp, but including $5\frac{1}{2}$ feet of electric light cord and socket.

Price

The Kodak Amateur Printer . \$5.00

Velox Paper

Velox is the paper for amateur use because it is made with sole reference to the requirements of the amateur. It is simple to use, thoroughly dependable and is made in a variety of grades and surfaces to fit all sorts of amateur negatives.

It prints in any light, requires no dark room and permits the amateur to utilize his evening hours in print making. Its simplicity of manipulation and extreme gradation make it suitable for photographic work of every kind.

Velox is divided broadly into two kinds of paper, called "Regular" and "Special" (hard and soft), each division

containing a variety of surfaces. "Regular" papers develop quickly and are best suited for negatives lacking contrast. "Special" papers develop slowly, and give soft effects from hard negatives. Use "Special" Velox for negatives producing good results on printing-out paper (such as Solio), and "Regular" only with very flat negatives (negatives lacking contrast).

Velox "Regular" has the following surfaces: Carbon (matte), Glossy, Glossy double weight, Velvet and Velvet double weight. Velvet Velox is recommended for very flat negatives and gives semi-gloss prints of exceptional quality.

In the "Special" class, the surfaces are Carbon (matte), Portrait (smooth matte), Portrait double weight, Rough, Glossy, Glossy double weight, Velvet, and Velvet double weight. Special Velvet Velox has a greater range than any of the other "Special" papers.

Royal Velox is made in "Regular" and "Special", one surface, and just rough enough to produce soft mellow-tinted prints.

Price

Size	Single Weight			Double Weight		
	Dozen	½ Gross	Gross	Dozen	½ Gross	Gross
1½ x 2½	\$0.10	\$0.60	\$1.00	\$0.15	\$0.75	\$1.25
2¼ x 3¼	.10	.60	1.00	.15	.75	1.25
2½ x 4¼	.12	.70	1.25	.18	.90	1.55
3½ x 3½	.15	.80	1.50	.20	1.00	1.90
3¼ x 4¼	.15	.80	1.50	.20	1.00	1.90
3¼ x 5½	.15	.80	1.50	.20	1.00	1.90
4 x 5	.20	1.10	2.00	.25	1.40	2.50
*3¼ x 6 (Stereo)	.20	1.10	2.00			
†*3½ x 6½	.20	1.10	2.00			
2¼ x 7	.15	.80	1.50	.20	1.00	1.90
4¼ x 6½	.30	1.65	2.80	.40	2.05	3.50
5 x 7	.35	2.00	3.50	.45	2.50	4.40
3½ x 12	.45	2.50	4.50	.55	3.15	5.65
Velox Post-cards, 3½ x 5½, furnished in Regular Velvet, Special Velvet, Special Portrait, Regular Glossy, Special Glossy and Regular Royal and Special Royal20	1.10	2.00
Ditto, Double Post-cards, 3½ x 11 inches40	2.20	4.00
Brownie Post-cards, 2¼ x 4¼, Regular and Special Velvet				.15		

* Glossy only. † For use in Self-transposing Stereo Printing Frame.

Brownie Velox (one grade only)

2¼ x 2¼, per package, 2 dozen sheets	\$0.15
2¼ x 3¼, per package, 1 dozen sheets10

Velox Sundries

N. A. (Non-abrasion) Velox Liquid Developer, 4-ounce bottle (makes 20 ounces for Special, 12 ounces for Regular)	\$0.25
Ditto, 16-ounce bottle	.75
Nepera Solution, per 4-ounce bottle	.20
Ditto, per 16-ounce bottle	.60
Nepera Auxiliary Powders (for converting Nepera solution to a film or plate developer), per package 1 dozen	.15
Velox Re-developer for Sepia Tones, per 4-ounce bottle	.50
Ditto, 2 ounces (sufficient for 150 4 x 5 prints)	.30
Velox Re-developer Tubes, per package 12 tubes	.60
Velox Liquid Hardener, per 4-ounce bottle	.15
Ditto, 8-ounce bottle	.25
Nepera M. Q. N. A. Tubes, box of 5 tubes	.75
Kodak N. A. M. Q. Developer, per package 3 tubes	.25
Kodak Acid Fixing Powder for fixing Velox prints, per pound	.25
Ditto, $\frac{1}{2}$ pound	.15
Ditto, $\frac{1}{4}$ pound	.10

Kodak Velvet Green

Effects heretofore to be had only by the laborious carbon process can now be secured by any amateur photographer with this new paper.

For landscapes, for marines, and in fact, for the majority of outdoor amateur negatives, the rich green of prints on Kodak Velvet Green produces most beautiful harmonious effects, with an indescribable "atmosphere" of nature itself.

And to use this paper the amateur has to learn no new processes nor possess extraordinary skill. Anyone who can print on Velox paper can print just as successfully on Kodak Velvet Green, as the two processes after exposure are identical, and the developing solution is only slightly changed.

The surface—a smooth semi-matte—brings out detail fully, and the paper is supplied in both single and double weights.

Kodak Velvet Green Post-cards are very appropriate for use at vacation time.

Prices same as for Velox. (See page 53.)

Eastman "Ferro Prussiate" Paper

A "blue print" that retains delicacy and detail. In sealed tubes.

Size	2 Doz. Single Wt.	1 Doz. Double Wt.	Size	2 Doz. Single Wt.	1 Doz. Double Wt.
$2\frac{1}{2} \times 2\frac{1}{2}$	\$0.16	\$0.15	$3\frac{1}{4} \times 5\frac{1}{2}$	\$0.20	\$0.20
$2\frac{1}{4} \times 3\frac{1}{4}$.16	.15	$3\frac{1}{4} \times 6$ (Stereo)	.20	.20
$2\frac{1}{2} \times 4\frac{1}{4}$.16	.15	$2\frac{1}{4} \times 7$.20	.20
$3\frac{1}{2} \times 3\frac{1}{2}$.16	.15	$4\frac{1}{4} \times 6\frac{1}{2}$.30	.25
$3\frac{1}{4} \times 4\frac{1}{4}$.16	.15	5×7	.35	.30
4×5	.20	.20	$3\frac{1}{2} \times 12$.40	.35

Post-cards, 1 dozen, 15 cents

Eastman Permanent Bromide Papers

For enlargements. Grades: Velvet, Royal, Standard, Platino, Enameled and Matte-enamel.

Size	Per Doz.	Size	Per Doz.	Size	Per Doz.
5 x 7	\$0.35	8 x 10	\$0.80	14 x 17	\$2.40
5 x 8	.40	10 x 12	1.20	16 x 20	3.20
6½ x 8½	.60	11 x 14	1.60	18 x 22	4.00

Other sizes in proportion.

Solio Paper

A rapid, glossy, printing-out paper.

Size	Per Package, 2 Doz.	Size	Per Package, 2 Doz.
2½ x 2½	\$0.20	2¼ x 7 (No. 1 Panoram Kodak)	\$0.25
2¼ x 3¼	.20		Per Doz.
2¼ x 4¼	.20	4¼ x 6½	\$0.25
3½ x 3½	.20	5 x 7	.30
3¼ x 4¼	.20	3½ x 12 (No. 4 Panoram Kodak)	.35
3¼ x 5½	.25	Post-cards	.15
4 x 5	.25	Double Solio Post-cards	.30
3¼ x 6 (Stereo)	.25	Brownie Post-cards, 2¼ x 4¼	.10

Seconds: 4 x 5 (trimmed) seconds, \$1.00 per gross. Solio Toning and Fixing Powders, per carton, 5 tubes, 25 cents. Solio Combined Toning and Fixing Solution, per 8-ounce bottle, 50 cents. Ditto, 4-ounce bottle, 30 cents; post-paid, 50 cents. Solio Hardener, per 8-ounce bottle, 35 cents.

Kodak Dry Mounting Tissue

Mounts prints even on thin mounts without curl. The simplest method of mounting, no apparatus being required—just fix the tissue on print, lay on mount and press with a warm flat iron; no sticky fingers, no muss of any kind.


Price

Size, 3½ x 3½, 3 dozen	\$0.08	Size, 4 x 5, 2 dozen	\$0.08
Size, 3¼ x 4¼, 3 dozen	.08	Size, 4¼ x 6½, 1 dozen	.08
Size, 3¼ x 5½, 2 dozen	.08	Size, 5 x 7, 1 dozen	.08

Glass Dry Plates

Seed	Per Doz.	Seed Non-Halation Ortho	Per Doz.
Size		Size	
3½ x 3½	\$0.40	3¼ x 4¼	\$0.55
3¼ x 4¼	.45	3¼ x 5½	.80
3¼ x 5½	.65	4 x 5	.80
4 x 5	.65	4¼ x 6½	1.10
4¼ x 6½	.90	5 x 7	1.40
5 x 7	1.10	Cover Glass for Lantern Slides	.20
Lantern Slide Plates	.45		

Lantern Slide Binders, per package, 50 strips . . . \$0.10



The Kodak Album

(Patent
Applied For)

Made on a new principle, which does away with mounting prints by paste or otherwise. They are merely slipped into pocket strips at top and bottom, and will not come out unless removed by hand. Handsome grain leather cover and black leaves with linen finish.

A, $2\frac{1}{4} \times 3\frac{1}{4}$, 25 leaves, 3 on	\$2.25	E, $3\frac{1}{4} \times 5\frac{1}{2}$, 50 leaves, 3 on	\$3.50
B, $2\frac{1}{2} \times 4\frac{1}{4}$, 25 leaves, 3 on	2.50	F, 4×5 , 25 leaves, 2 on	2.60
C, $3\frac{1}{4} \times 4\frac{1}{4}$, 25 leaves, 3 on	2.50	G, $4\frac{1}{4} \times 6\frac{1}{2}$, 25 leaves, 2 on	2.75
D, $3\frac{1}{4} \times 5\frac{1}{2}$, 25 leaves, 3 on	2.75	H, 5×7 , 25 leaves, 2 on	3.00

The Interchange Album

An unusually long-lived album on the loose leaf principle. Has special embossed leather cover with grain leather corners and back. Furnished with 50 linen finish leaves—black only.

A, 5×8	\$2.50	B, 7×11	\$3.00	C, 10×12	\$4.25	D, 11×14	\$5.00
Pkg. 12 extra leaves12		.15		.25		.30

The Minerva Album

This album is bound solid, with 50 linen finish leaves, black only; covered with black morocco grain leather. A special feature of this album is the large pocket in back cover for loose prints.

A, 5×8	\$1.25	C, 10×12	\$2.75
B, 7×11	\$1.50	D, 9×14	3.00

The Consul Album

Especially appropriate for home portraits, or as a gift album. Has olive grey leaves, capacity 24 prints—slip-in style. Beautifully bound in black seal grain leather.

No.	For Prints	Price
1	$2\frac{1}{4} \times 3\frac{1}{4}$	\$1.35
1A	$2\frac{1}{2} \times 4\frac{1}{4}$	1.40
3	$3\frac{1}{4} \times 4\frac{1}{4}$	1.45
3A	$3\frac{1}{4} \times 5\frac{1}{2}$	1.50

The Agrippa Album

A new, unusually flexible loose leaf album with beautiful grain leather covering and 50 linen finish black leaves.

A, 5×8	\$1.25	B, 7×11	\$1.50	C, 10×12	\$2.75	D, 9×14	\$3.00
Pkg. 12 extra leaves12		.15		.25		.30

The Arena Album

Flexible, finest quality black grain leather cover.

J, 50 black leaves, or S, 50 Sepia leaves, $5\frac{1}{2} \times 7$	\$1.00
K, 50 black leaves, or T, 50 Sepia leaves, 7×10	1.50
L, 50 black leaves, or U, 50 Sepia leaves, 10×7	1.50
M, 50 black leaves, or W, 50 Sepia leaves, 11×14	3.00

The Tiber Album

A very flexible loose leaf album with imitation leather covering and 50 black leaves

A, 5×8	\$0.65	B, 7×11	\$0.90	C, 10×12	\$1.50	D, 9×14	\$1.75
Pkg. 12 extra leaves12		.15		.25		.30

The Forum Album

Flexible, black leather embossed cloth cover.

A, 25 black leaves, or N, 25 Sepia leaves, $5\frac{1}{2} \times 7$	\$0.35
B, 25 black leaves, or O, 25 Sepia leaves, 7×10	.50
C, 25 black leaves, or P, 25 Sepia leaves, 10×7	.50
D, 25 black leaves, or R, 25 Sepia leaves, 11×14	1.25
E, 50 black leaves, $5\frac{1}{2} \times 7$.50
F, 50 black leaves, 7×10	.75
G, 50 black leaves, 10×7	.75
H, 50 black leaves, 11×14	1.50

The Apollo Album

Has black watered silk cloth cover, with large pocket in back cover for loose prints. Black leaves only.

A, 25 leaves, 5×8	\$0.45	E, 50 leaves, 5×8	\$0.65
B, 25 leaves, 7×11	.65	F, 50 leaves, 7×11	.90
C, 25 leaves, 10×12	1.35	G, 50 leaves, 10×12	1.60
D, 25 leaves, 9×14	1.40	H, 50 leaves, 9×14	1.70

Artist's Album

Loose leaf system, silk lacing.

No. 1, black leaves; No. 2, white leaves;	No. 4, black leaves; No. 5, white leaves;
No. 3, Sepia leaves, $5\frac{1}{2} \times 7$	No. 6, Sepia leaves, 7×10
Extra leaves, package of 5	Extra leaves, package of 5
\$0.20	\$0.30
.07	.10

Snap-shot Album

Substantial card covering, soft black leaves.

No. 19 20 pages, $5\frac{1}{2} \times 7$	\$0.12	No. 18 20 pages, 7×10	\$0.15
--	--------	--------------------------------	--------

Souvenir Post-card Album

Flexible, black leather embossed cloth cover.

X, 25 black leaves, 10×7 , for 100 cards	\$0.50
X, R, 25 black leaves, 11×14 , for 200 cards	1.50
X, T, { Flexible, black grain leather cover } { 25 leaves, 11×14 , for 200 cards }	2.50

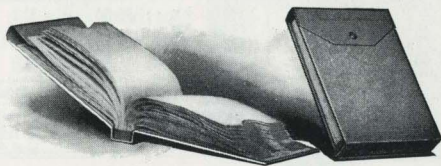
The Pocketfoto

In traveling, in calling upon friends, and the like, there are many times when you would like to show some of your best pictures. The Pocketfoto makes this a simple matter. It is a soft, handsome grain leather case, somewhat similar to a pocket bill case, which will easily accommodate twenty-five or more unmounted prints in either side, and folds so as to conveniently go into the pocket.

No. 1, for $2\frac{1}{4} \times 3\frac{1}{4}$ or smaller pictures, each	\$1.25
No. 3, for $2\frac{1}{2} \times 4\frac{1}{4}$ to $3\frac{1}{4} \times 4\frac{1}{4}$ pictures, each	1.50
No. 3A, for $3\frac{1}{4} \times 5\frac{1}{2}$ or smaller pictures, each	1.75

Eastman Film Negative Albums

For 100 negatives, $1\frac{1}{8} \times 2\frac{1}{8}$	\$0.75
For 100 negatives, $2\frac{1}{2} \times 4\frac{1}{4}$, or smaller	.75
For 100 negatives, $3\frac{1}{4} \times 4\frac{1}{4}$, or 4×5	1.00
For 100 negatives, $3\frac{1}{4} \times 5\frac{1}{2}$, or smaller	1.00
For 100 negatives, 5×7 , or smaller	1.50



Kodak Card Mounts

Riviera—Ash Grey and White

For Prints	Size of Mount	Per 100	Per 50	For Prints	Size of Mount	Per 100	Per 50
1½ x 2	3 x 3½	\$0.30	\$0.15	3¼ x 4¼	4½ x 5½	\$0.65	\$0.35
1½ x 2½	3 x 3½	.40	.20	4 x 5	5½ x 6½	.85	.45
2¼ x 2¼	3½ x 3½	.40	.20	3¼ x 5½	5 x 7¼	.95	.50
2¼ x 3¼	3½ x 4½	.50	.25	4¼ x 6½	5¼ x 8	1.40	.70
2½ x 3½	4½ x 5¼	.65	.35	5 x 7	7 x 9	1.50	.75
3½ x 3½	5 x 5	.65	.35				

Bevplane—Carbon Black and Scotch Grey

For Prints	Size of Mount	Per 100	Per 50	For Prints	Size of Mount	Per 100	Per 50
1½ x 2½	3¼ x 4¼	\$0.60	\$0.30	4 x 5	5½ x 6½	\$0.90	\$0.45
2¼ x 3¼	4 x 5	.60	.30	4¼ x 6½	5¼ x 8	1.55	.80
2½ x 4¼	4¼ x 6	.80	.40	5 x 7	7 x 9	1.70	.85
3½ x 3½	5 x 5	.80	.40	2¼ x 7	4 x 8¾	.90	.45
3¼ x 4¼	5 x 6	.85	.45	3½ x 12	5½ x 13¾	1.80	.90
3¼ x 5½	4¾ x 7	.90	.45				

The Marine—London Brown and Ash Grey

Good heavy stock, embossed corded silk pattern, beveled edges.

No.	For Prints	Size of Mount	Per 100	Per 50	No.	For Prints	Size of Mount	Per 100	Per 50
0	1½ x 2½	3½ x 4½	\$0.80	\$0.40	3A	3¼ x 5½	5½ x 8	\$1.35	\$0.70
1	2¼ x 3¼	4½ x 5½	.95	.50	4	4 x 5	6 x 7	1.25	.65
1A	2½ x 4¼	4½ x 6¼	1.00	.50	4A	4¼ x 6½	6½ x 8¼	1.55	.80
2	3½ x 3½	5½ x 5½	1.00	.50	5	5 x 7	8 x 10	2.10	1.05
3	3¼ x 4¼	5½ x 6½	1.00	.50					

The Baltic—Buff, Brown or Grey

Heavy stock, beveled edge, heavy borders—a beautiful, rich mount.

No.	For Prints	Size Outside	Per 100	Per 50	No.	For Prints	Size Outside	Per 100	Per 50
0	1½ x 2½	3½ x 4¼	\$0.90	\$0.45	3A	3¼ x 5½	5½ x 8	\$1.55	\$0.80
1	2¼ x 3¼	4½ x 5½	1.10	.55	4	4 x 5	6 x 7	1.65	.85
1A	2½ x 4¼	4½ x 6¼	1.25	.65	4A	4¼ x 6½	6½ x 8¼	2.20	1.10
2	3½ x 3½	5½ x 5½	1.25	.65	5	5 x 7	8 x 10	2.75	1.40
3	3¼ x 4¼	5½ x 6½	1.35	.70					

Insip Enlargement Mount

Color, English Grey or Sepia-Buff

No.	For Prints	Size Outside	Price Per Doz.	No.	For Prints	Size Outside	Price Per Doz.
A	3¼ x 5½	7¼ x 9¼	\$0.50	E	5 x 8¼	9½ x 13½	\$0.58
B	3½ x 5½	8½ x 9¼	.50	F	6¼ x 8½	11½ x 13½	.60
C	4¼ x 6½	8½ x 10¼	.50	G	6 x 10	10½ x 14½	.65
D	5 x 7	9½ x 11½	.50	H	8 x 10	12½ x 14½	.80

Price Per Half Dozen

J	10 x 12	15¼ x 17¼	\$0.80	L	8 x 14	14¼ x 20¼	\$0.60
K	7 x 12	12 x 17	.60	M	11 x 14	17¼ x 20¼	1.10

The Drimount

Color, English Grey or Sepia-Buff

No.	For Prints	Size Outside	Price Per Doz.	No.	For Prints	Size Outside	Price Per Doz.
A	3¼ x 5½	7¼ x 9½	\$0.22	E	5 x 8½	9¾ x 12¾	\$0.30
B	3½ x 5½	7½ x 9½	.22	F	6½ x 8½	11½ x 13½	.30
C	4¼ x 6½	8¼ x 10½	.23	G	6 x 10	10¾ x 14¾	.30
D	5 x 7	9½ x 11½	.23	H	8 x 10	12¾ x 14¾	.40

Price Per Half Dozen

J	10 x 12	15 x 17	\$0.30	L	8 x 14	14 x 20	\$0.30
K	7 x 12	11¾ x 16¾	.30	M	11 x 14	17 x 20	.40

View Enlargement Mounts

(Improved) Grey and Brown

	For Prints	Size Outside	Per 100		For Prints	Size Outside	Per 100
A	5 x 7	8 x 10	\$2.50	C	8 x 10	12 x 14	\$4.25
B	6½ x 8½	10 x 12	3.50	D	7 x 11	11 x 15	4.75

Stereo Mounts

Size of mount, 3½ x 7; color, Queen's Grey; per 100, \$0.45; per 50 \$0.25

Souvenir Photo Case

A handsome brown embossed folder with watered silk finish lining, making an unusually rich setting for the display of a favorite picture. Attractive enough for the home; suitable for a busy man's desk.

Style	For Prints	Size Outside	Price
No. 0	1½ x 2½	2½ x 3¼	\$0.35
No. 1	2¼ x 3¼	3½ x 4	.40
No. 1A	2½ x 4¼	3½ x 5	.45
No. 3	3¼ x 4¼	4½ x 5	.45
No. 3A	3¼ x 5½	4½ x 6	.50

Woodmat

A new medium for mounting prints on the "slip in" principle, giving the effect of a rich brown wood frame.




	For Print	Outside	Each
No. 1	2¼ x 3¼	4¾ x 5¾	\$0.05
No. 1A	2½ x 4¼	4¾ x 6¾	.06
No. 3	3¼ x 4¼	5¾ x 6¾	.07
No. 3A	3¼ x 5½	6¾ x 8¾	.08
No. 4	4 x 5	6¾ x 7¾	.08
No. 4A	4¼ x 6½	7 x 9¼	.10

"Maskit" Printing Frame

The new Kodak "Maskit" Printing Frame is designed to overcome the difficulty of the negative and mask slipping on the glass, and to secure prints with a uniform white margin. Both negative and mask are held firmly, thus obviating the necessity of gumming.

Kodak "Maskit", 3¼ x 4¼, opens two-thirds \$0.40
 Kodak "Maskit", 3¼ x 5½, opens two-thirds45
 Kodak "Maskit", 5 x 7, opens two-thirds50




Printing Frames

Eastman $3\frac{1}{2} \times 12$, for No. 4 Panoram		Eastman $3\frac{1}{2} \times 3\frac{1}{2}$, opens two-thirds . . .	\$0.25
Kodak, opens in three sections . . .	\$0.75	Eastman $3\frac{1}{4} \times 4\frac{1}{4}$, opens two-thirds25
Eastman $2\frac{1}{4} \times 7$, for No. 1 Panoram		Eastman $3\frac{1}{4} \times 5\frac{1}{2}$, for films, opens two-thirds25
Kodak, opens in two sections30	Ditto, for plates25
Brownie Printing Frame, No. 1, for $2\frac{1}{4} \times 2\frac{1}{4}$ Developing paper only10	Eastman 4×5 , opens two-thirds25
Brownie Printing Frame, No. 2, for $2\frac{1}{4} \times 3\frac{1}{4}$ Developing paper only15	Eastman 5×7 , opens two-thirds35

Developing Trays

"Bull's-Eye" Composition, $3\frac{1}{2} \times 4\frac{1}{2}$. . .	\$0.12	"Bull's-Eye" Composition, $3 \times 8\frac{1}{2}$. . .	\$0.22
"Bull's-Eye" Composition, 4×515	"Bull's-Eye" Composition, $4\frac{1}{2} \times 14$50
"Bull's-Eye" Composition, 4×615	Eastman Enameled, $4\frac{3}{8} \times 5\frac{3}{8}$ or 4×625
"Bull's-Eye" Composition, 5×725	Eastman Enameled, $5\frac{1}{4} \times 7\frac{1}{2}$50



Flash Light Material

The simplest and safest method of making flash-light pictures is by means of the Eastman Flash Sheets and Kodak Flash Sheet Holder. The sheets burn slowly, giving a broad, soft light, and not so startling the subject as to give a staring effect to the eyes.

The holder is provided with a saw tooth for holding the sheet in proper position, and is lighted from the back, thereby protecting the operator.

*No. 1 Flash Sheets, per package of $\frac{1}{2}$ dozen sheets, 3×4 . . .	\$0.31
*No. 2 Flash Sheets, per package of $\frac{1}{2}$ dozen sheets, 4×550
*No. 3 Flash Sheets, per package of $\frac{1}{2}$ dozen sheets, 5×775
Kodak Flash Sheet Holder . . .	1.00

Flash cartridges are recommended only where absolutely instantaneous exposures are required.

*Eastman Spreader Flash Cartridges, for use with pistol or fuse (price includes both fuse and cap), per package of $\frac{1}{2}$ dozen . . .	\$0.31
Eastman Spreader Flash Cartridge Pistol50
*Eastman No. 1 Flash Cartridges, per package of $\frac{1}{2}$ dozen75
Ditto, No. 250
Ditto, No. 331

*Prices subject to change without notice.

Kodak Magnesium Ribbon Holder

This extremely handy little apparatus provides a most convenient method of burning magnesium ribbon for photographic purposes. It comprises at once a compact magazine for storing the ribbon, a convenient holder for burning it, and a ready means of measuring definite lengths of the ribbon for printing on Velox and other gas light papers, lantern slides, etc.




Kodak Magnesium Ribbon Holder . . .	\$0.20	Alcohol Lamp, for use with above . . .	\$0.20
-------------------------------------	--------	--	--------

Kodak Trimming Boards

Made of hard wood, with natural finish, have fine quality steel blades and are fitted with rule.

- No. 1, capacity, 5 x 5 inches \$0.40
 No. 2, capacity, 7 x 7 inches60
 Transparent Trimming Gauge (extra) . . .20



Kodak Candle Lamp

This clever little lamp is collapsible and can be packed into very small space when not in use. It is made of special tested ruby fabric, bound in metal frames and gives a strong, safe light for the dark room.

- Kodak Candle Lamp \$0.25
 Extra Candles for same, per dozen30



Kodak Dark Room Lamp

The Kodak Dark Room Lamp is oil burning and is fitted with both orange and ruby glass. It has an unusually broad wick regulated from the outside and gives a soft, steady light for the dark room.

- No. 2 Kodak Dark Room Lamp \$1.00



Moulded Tumbler Graduate

An accurate, inexpensive graduate especially suited to amateur use.

- | | |
|------------------------|------------------------|
| 2 ounce \$0.10 | 8 ounce \$0.20 |
| 4 ounce15 | 16 ounce30 |



Eastman Photo Paste

A solid, first quality white paste, will not discolor print or mount.

- | | |
|----------------------------|----------------------------|
| 4-ounce jar \$0.10 | 8-ounce jar \$0.20 |
| 3-ounce tube15 | 5-ounce tube25 |



Eastman Thermometer



Especially valuable in tank or tray development. Has hook from which it can be suspended and has curved back to fit inside of tank.

Eastman Thermometer \$0.50

Thermometer Stirring Rod



A combined stirring rod and thermometer. Carefully tested and accurate. Has flat end for pulverizing. The rod is $\frac{1}{4}$ inch in diameter and $9\frac{1}{4}$ inches long.

Thermometer Stirring Rod \$0.60

Flexo Print Roller

A thoroughly practical roller for mounting. Has 4-inch rubber roller and black enamel frame.



Flexo Print Roller \$0.15

Kodak Print Roller





The best roller constructed for amateur use. Has two 6-inch rubber rollers and finely nickeled frame.

Kodak Print Roller \$0.50

Kodak Junior Film Clip

This new clip is the most practical for tank development or drying of films. Has two jaws to prevent film from slipping. One size only.

Kodak Junior Film Clip \$0.10



Eastman Film Clip

A thoroughly dependable clip. Made in two sizes and nickel plated.

$3\frac{1}{2}$ -inch, per pair \$0.25

5-inch, per pair30

Sundries

Cable Release	\$0.25	Ferrottype Plate, 10 x 14, light .	\$0.15
Hard Rubber Stirring Rod . .	.20	Ferrottype Plate, 10 x 14, heavy .	.20
Kodak Film Clips, 5 inch (wood)		Ferrottype Plate, 14 x 20, heavy .	.45
per pair15	Ferrottype Plate, 18 x 24, heavy .	.75
Finger Tips, set of 315	Eastman Special Squeegee, 6-	
Focusing Cloth, per yard . .	.50	inch30
Eastman Spotting Colors, per set	.25	Ditto, 8-inch35

Developing and Printing on Velox Paper

Size	Developing and Printing Per Roll		Developing Only Per Roll	Printing Only Each Exposure	
	Mounted	Unmounted		Mounted	Unmounted
1½ x 2 12 ex.	\$0.90	\$0.84	\$0.25	\$0.06	\$0.05½
1½ x 2½ 12 ex.	.95	.89	.40	.06	.05½
1½ x 2½ 8 ex.	.65	.60	.30		
1½ x 2½ 6 ex.	.50	.45	.20		
2¼ x 2¼ 6 ex.	.50	.47	.20	.06	.05½
2¼ x 3¼ 12 ex.	1.40	1.28	.50	.08	.07
2¼ x 3¼ 6 ex.	.70	.64	.25		
2½ x 4¼ 12 ex.	1.50	1.38	.70	.08	.07
3½ x 3½ 12 ex.	1.50	1.38	.70	.08	.07
3¼ x 4¼ 12 ex.	1.50	1.38	.70	.08	.07
3¼ x 4¼ 6 ex.	.75	.69	.35		
3¼ x 5½ 10 ex.	1.50	1.40	.80	.10	.09
3¼ x 5½ 6 ex.	.90	.84	.50		
4 x 5 12 ex.	1.80	1.68	1.00	.10	.09
4 x 5 6 ex.	.90	.84	.50		
4¼ x 6½ 6 ex.	1.20	1.05	.60	.12½	.10
5 x 7 6 ex.	1.20	1.05	.60	.12½	.10
2¼ x 7 6 ex.	1.40	1.28	.50	.16	.14
3½ x 12 4 ex.	1.40	1.28	.75	.20	.17

Unmounted prints are furnished unless otherwise specified in order.

"Double Weight" prints will be billed at mounted rates.

No orders executed for less than \$0.25.

Prints mounted with "Kodak Dry Mounting Tissue," no curling.

Enlargements

	Each	Per Doz.		Each
4¼ x 6½, on card . . .	\$0.35	\$3.00	10 x 12, on card	\$1.00
6½ x 8½, on card50	5.00	11 x 14, on card	1.25
8 x 10, on card75		14 x 17, on card	1.50
Lantern Slides50	5.00	Larger sizes in proportion.	

3¼ x 5½ Enlargements, from 1½ x 2½ negatives, each, unmounted \$0.15; mounted \$0.16.

No extra charge for Sepia Tones. Small extra charge for double or triple mounting.
Where the kind of paper is not specified, we use our own judgment.

Tested Chemicals



Certainty in making negatives and prints depends as much on the quality of your chemicals as on any other one thing. All Kodak chemicals are tested both photographically and for purity before the E. K. C. tested seal is allowed to go upon them. That seal is your protection.

Eastman Chemical Outfit	\$0.30
Eastman Special Developer Powders, per package 5, in sealed glass tubes25
Eastman Hydrochinon Developer Powders, per dozen50
Ditto, per 1/2 dozen25
Ditto, per package 5 powders, in sealed glass tubes25
Eastman Pyro Developer Powders, per dozen50
Ditto, per 1/2 dozen25
Ditto, per package 5 powders, in sealed glass tubes25
Tozol, per 1-ounce bottle40
Elon, per 1 ounce50
Roylon, per 1-ounce bottle50
Hydrochinon, per 1-ounce bottle26
Eastman Permanent Crystal Pyro, per 1-ounce bottle25
Velox Re-developer Tubes, package of 12 tubes60
Hypo Sulphite of Soda, granular, per pound08
Alum, powdered, per pound13
Kodak Acid Fixing Powder, per pound package25
Ditto, per 1/2-pound package15
Ditto, per 1/4-pound package10
Eastman Intensifier, glass tube, per tube15
Eastman Reducer, per box of 5 tubes25
Eastman Opaque No. 1, per tube15
Potassium Bromide, per ounce18
Acetic Acid, 28 per cent., per 1-pound bottle20
Citric Acid, 4-ounce bottle44
Eastman Tested Carbonate of Soda (desiccated), per 1-pound bottle20
Eastman Tested Sulphite of Soda (desiccated), per 1-pound bottle30

For Velox preparations, see page 54. For Solio preparations, see page 55.

For Tank Developer Chemicals, see page 39.

These prices subject to change without notice.

Terms

The prices in this catalogue are strictly net, except to regular dealers who carry our goods in stock. For the convenience of our customers we recommend that they make their purchases from a dealer in photographic goods, as by so doing they can save both time and express charges.

EASTMAN KODAK CO.

ROCHESTER, N. Y.

“ K O D A K ”

IS OUR REGISTERED AND COMMON LAW TRADE MARK AND CANNOT BE RIGHTFULLY APPLIED EXCEPT TO GOODS OF OUR MANUFACTURE - WHEN A DEALER TRIES TO SELL YOU UNDER THE KODAK NAME A CAMERA OR FILMS OR OTHER GOODS NOT OF OUR MANUFACTURE YOU CAN BE SURE THAT HE HAS AN INFERIOR ARTICLE THAT HE IS TRYING TO MARKET ON THE KODAK REPUTATION

If it isn't an Eastman, it isn't a Kodak

G. H. TILDEN & COMPANY
39 CENTRAL SQUARE
KEENE, N. H.